

Syrian Crisis Response

Baseline Factsheet: Al-Kfarat Municipality

Governorate: **Irbid**

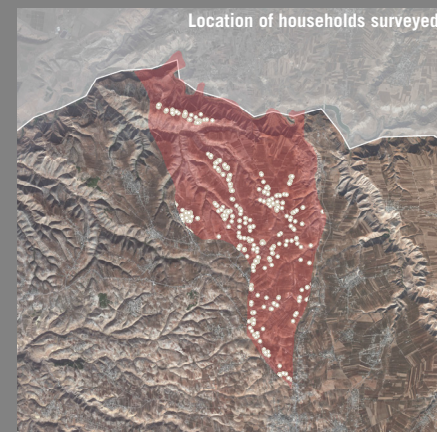
JESSRP Treatment / Control*: **Control**

% of Syrian households assessed: **7%**

Average household size: **5.6**

Dependency ratio: **0.83**

% female headed household: **9%**



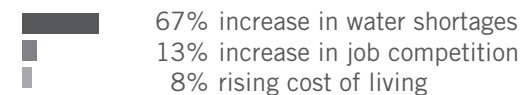
*Jordan Emergency Services and Social Resilience Project (JESSRP)
treatment: municipality where the World Bank has planned municipal service interventions,
control: municipality where World Bank does not have planned municipal service interventions.

Information collected from 385 households (27 Syrian, 353 Jordanian, 5 other nationality) living in Al-Kfarat municipality.

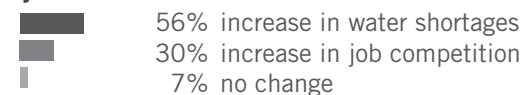
Perception of change in the community

Three most prominent changes observed since living in the community:

Jordanians



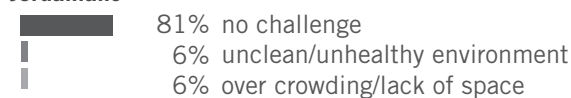
Syrians



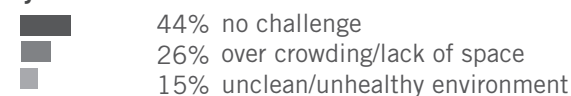
Housing

Three most prominent challenges faced in relation to current housing situation:

Jordanians

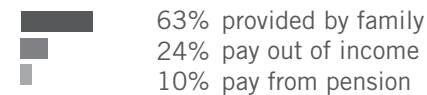


Syrians

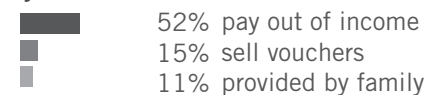


Three most common ways households cover the cost of housing:

Jordanians



Syrians

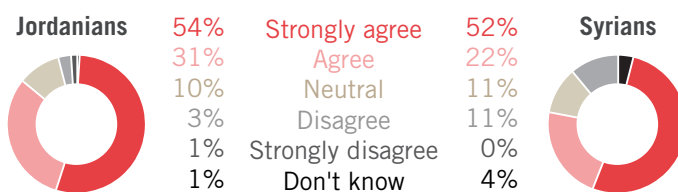


Increased housing prices have led to discontent within your community:



Water

Water shortages have led to discontent within your community:



Sanitation

Sanitation issues have led to discontent within your community:

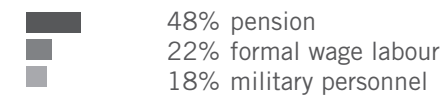


Livelihoods & Employment

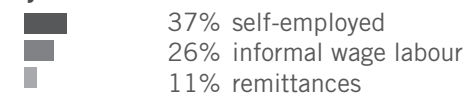
% of households with individuals seeking employment:
Jordanians: 33% **Syrians: 33%**

Three most prominent sources of income:

Jordanians



Syrians



The current employment situation has led to discontent within your community:



Syrian Crisis Response

Baseline Factsheet: Al-Sho'aleh Municipality

Governorate: **Irbid**

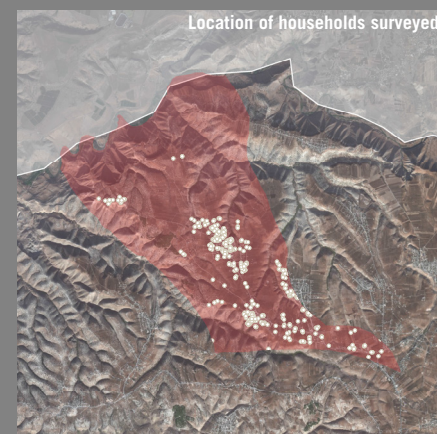
JESSRP Treatment / Control*: **Treatment**

% of Syrian households assessed: **5%**

Average household size: **6**

Dependency ratio: **0.81**

% female headed household: **7%**



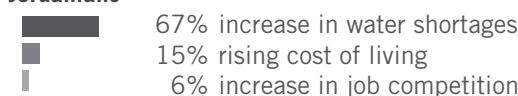
*Jordan Emergency Services and Social Resilience Project (JESSRP)
treatment: municipality where the World Bank has planned municipal service interventions,
control: municipality where World Bank does not have planned municipal service interventions.

Information collected from 386 households (20 Syrian, 362 Jordanian, 3 other nationality) living in Al-Sho'aleh municipality.

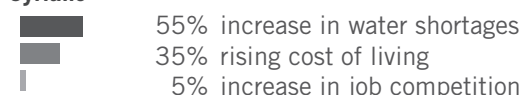
Perception of change in the community

Three most prominent changes observed since living in the community:

Jordanians



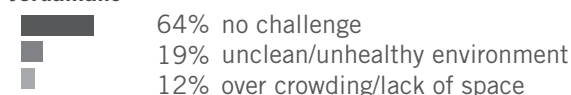
Syrians



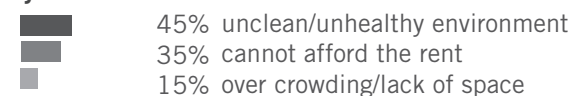
Housing

Three most prominent challenges faced in relation to current housing situation:

Jordanians

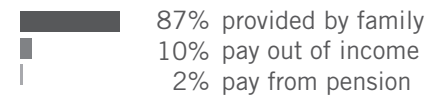


Syrians

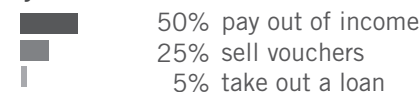


Three most common ways households cover the cost of housing:

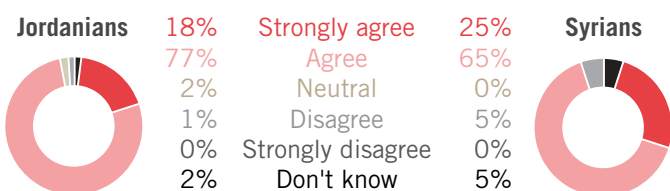
Jordanians



Syrians

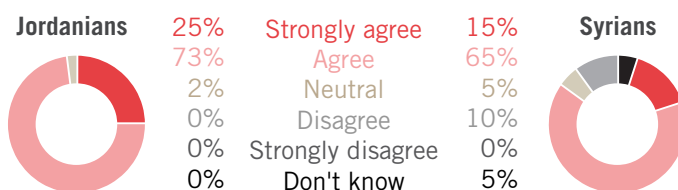


Increased housing prices have led to discontent within your community:



Water

Water shortages have led to discontent within your community:



Sanitation

Sanitation issues have led to discontent within your community:

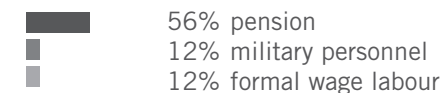


Livelihoods & Employment

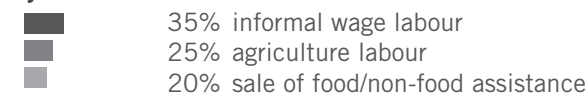
% of households with individuals seeking employment:
Jordanians: 39% **Syrians: 50%**

Three most prominent sources of income:

Jordanians



Syrians



The current employment situation has led to discontent within your community:



Syrian Crisis Response

Baseline Factsheet: Al-Yarmook Al-Jadeedah Municipality

Governorate: **Irbid**

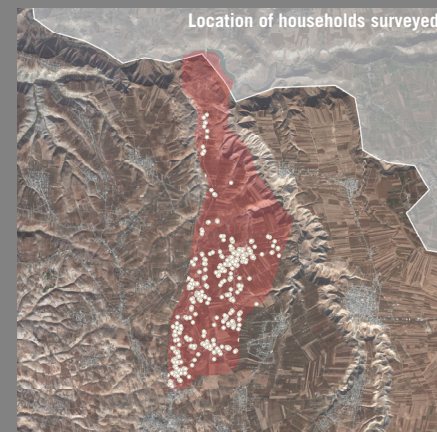
JESSRP Treatment / Control*: **Control**

% of Syrian households assessed: **8%**

Average household size: **5.6**

Dependency ratio: **0.85**

% female headed household: **11%**



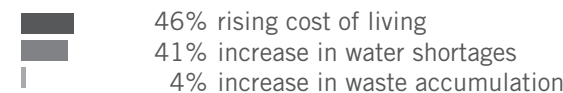
*Jordan Emergency Services and Social Resilience Project (JESSRP)
treatment: municipality where the World Bank has planned municipal service interventions,
control: municipality where World Bank does not have planned municipal service interventions.

Information collected from 385 households (30 Syrian, 352 Jordanian, 3 other nationality) living in Al-Yarmook Al-Jadeedah municipality.

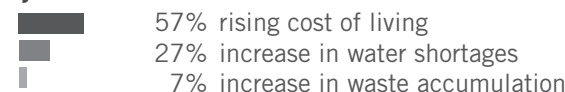
Perception of change in the community

Three most prominent changes observed since living in the community:

Jordanians



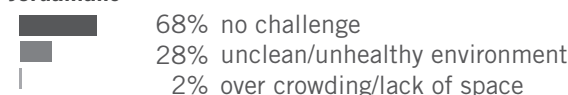
Syrians



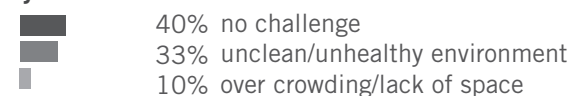
Housing

Three most prominent challenges faced in relation to current housing situation:

Jordanians

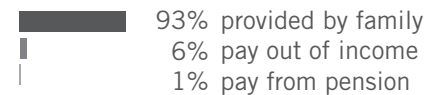


Syrians

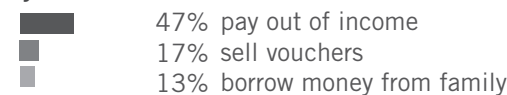


Three most common ways households cover the cost of housing:

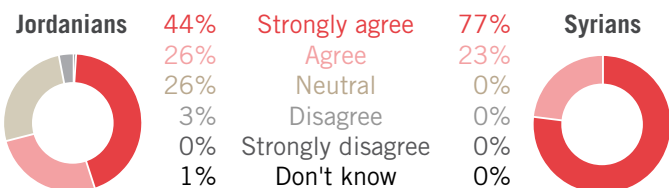
Jordanians



Syrians



Increased housing prices have led to discontent within your community:



Water

Water shortages have led to discontent within your community:



Sanitation

Sanitation issues have led to discontent within your community:

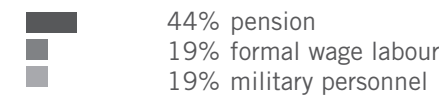


Livelihoods & Employment

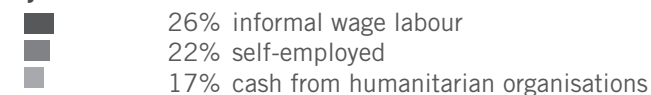
% of households with individuals seeking employment:
Jordanians: 29% **Syrians: 40%**

Three most prominent sources of income:

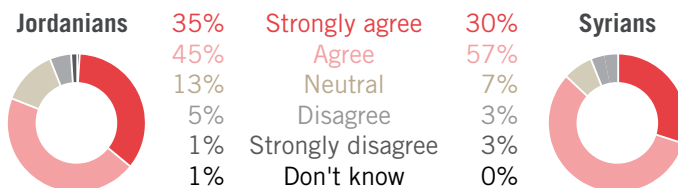
Jordanians



Syrians



The current employment situation has led to discontent within your community:



Syrian Crisis Response

Baseline Factsheet: Al-Za'atri and Al-Mansheah Municipality

Governorate: **Al Mafrqa**

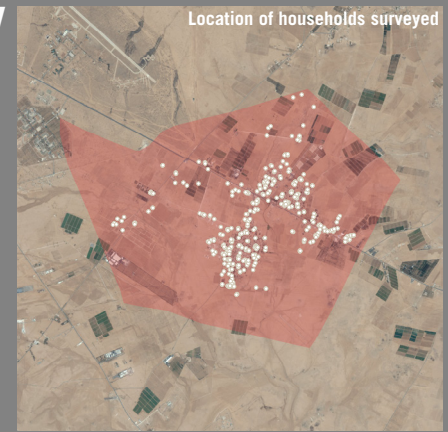
JESSRP Treatment / Control*: **Treatment**

% of Syrian households assessed: **32%**

Average household size: **6.4**

Dependency ratio: **1.17**

% female headed household: **16%**



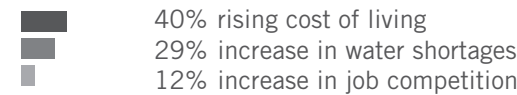
*Jordan Emergency Services and Social Resilience Project (JESSRP)
treatment: municipality where the World Bank has planned municipal service interventions,
control: municipality where World Bank does not have planned municipal service interventions.

Information collected from 385 households (124 Syrian, 259 Jordanian, 2 other nationality) living in Al-Za'atri and Al-Mansheah municipality.

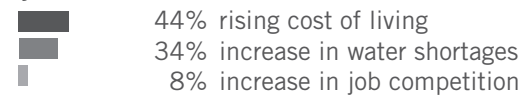
Perception of change in the community

Three most prominent changes observed since living in the community:

Jordanians



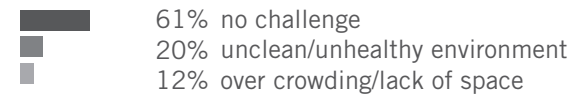
Syrians



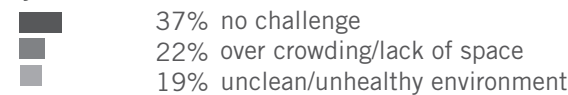
Housing

Three most prominent challenges faced in relation to current housing situation:

Jordanians

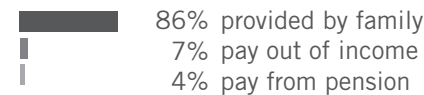


Syrians

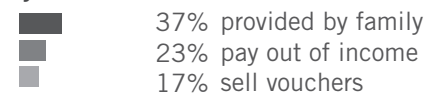


Three most common ways households cover the cost of housing:

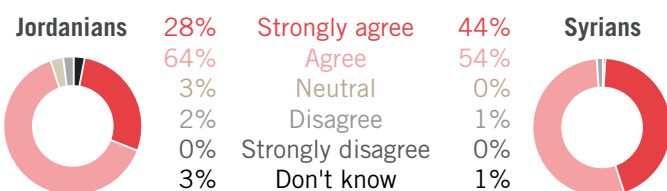
Jordanians



Syrians

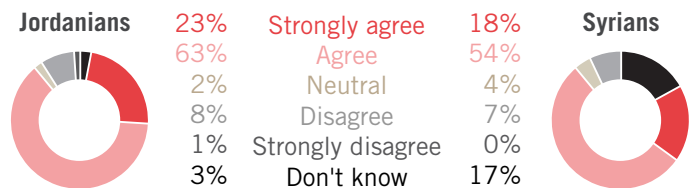


Increased housing prices have led to discontent within your community:



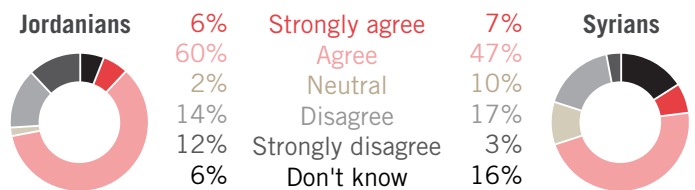
Water

Water shortages have led to discontent within your community:



Sanitation

Sanitation issues have led to discontent within your community:

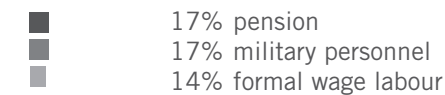


Livelihoods & Employment

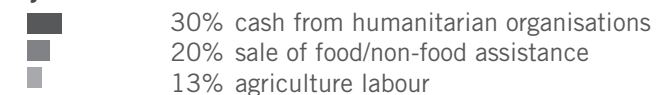
% of households with individuals seeking employment:
Jordanians: 36% **Syrians: 36%**

Three most prominent sources of income:

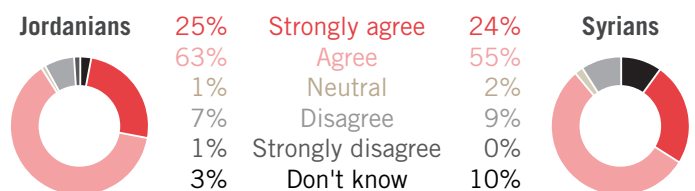
Jordanians



Syrians



The current employment situation has led to discontent within your community:



Syrian Crisis Response

Baseline Factsheet: Bal'ama Al-Jadeedah Municipality

Governorate: **Al Mafrq**

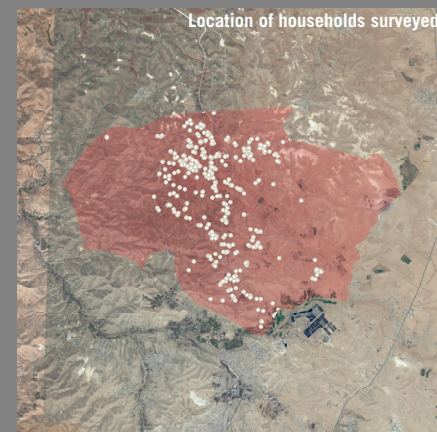
JESSRP Treatment / Control*: **Treatment**

% of Syrian households assessed: **9%**

Average household size: **6**

Dependency ratio: **0.91**

% female headed household: **8%**



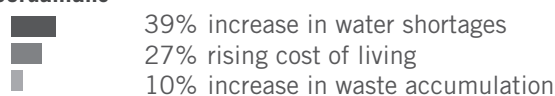
*Jordan Emergency Services and Social Resilience Project (JESSRP)
treatment: municipality where the World Bank has planned municipal service interventions,
control: municipality where World Bank does not have planned municipal service interventions.

Information collected from 385 households (33 Syrian, 346 Jordanian, 6 other nationality) living in Bal'ama Al-Jadeedah municipality.

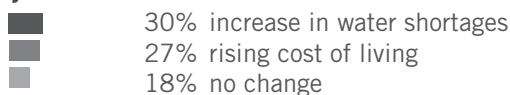
Perception of change in the community

Three most prominent changes observed since living in the community:

Jordanians



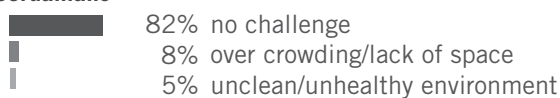
Syrians



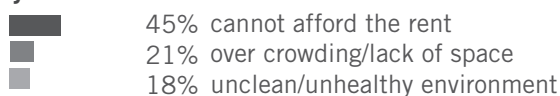
Housing

Three most prominent challenges faced in relation to current housing situation:

Jordanians

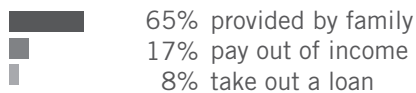


Syrians

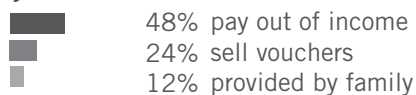


Three most common ways households cover the cost of housing:

Jordanians



Syrians

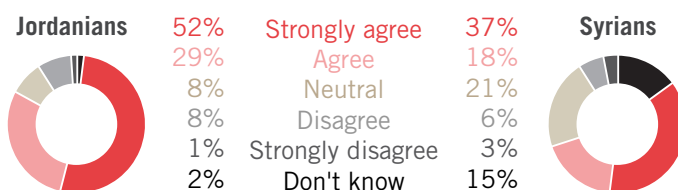


Increased housing prices have led to discontent within your community:



Water

Water shortages have led to discontent within your community:



Sanitation

Sanitation issues have led to discontent within your community:

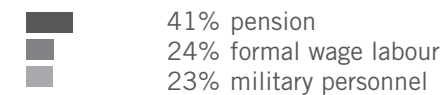


Livelihoods & Employment

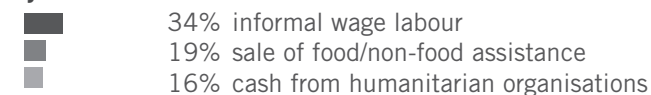
% of households with individuals seeking employment:
Jordanians: 35% **Syrians: 39%**

Three most prominent sources of income:

Jordanians



Syrians



The current employment situation has led to discontent within your community:



Syrian Crisis Response

Baseline Factsheet: Gharb Irbid Municipality

Governorate: **Irbid**

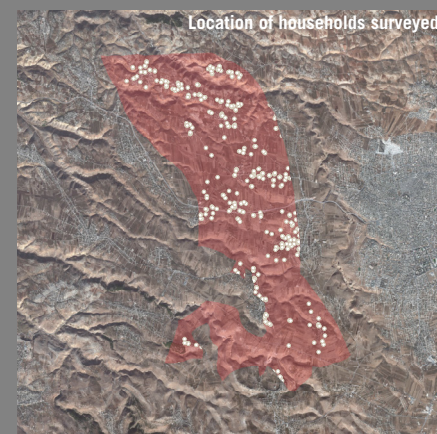
JESSRP Treatment / Control*: **Treatment**

% of Syrian households assessed: **7%**

Average household size: **5.5**

Dependency ratio: **0.89**

% female headed household: **12%**



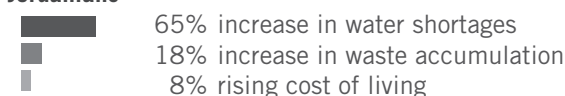
*Jordan Emergency Services and Social Resilience Project (JESSRP)
treatment: municipality where the World Bank has planned municipal service interventions,
control: municipality where World Bank does not have planned municipal service interventions.

Information collected from 385 households (26 Syrian, 359 Jordanian, 0 other nationality) living in Gharb Irbid municipality.

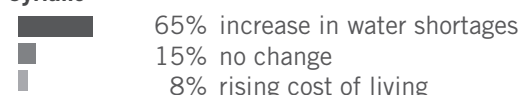
Perception of change in the community

Three most prominent changes observed since living in the community:

Jordanians



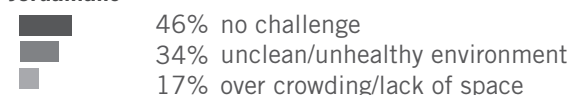
Syrians



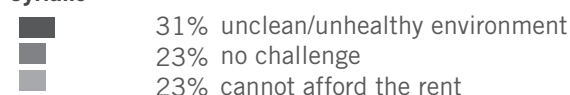
Housing

Three most prominent challenges faced in relation to current housing situation:

Jordanians

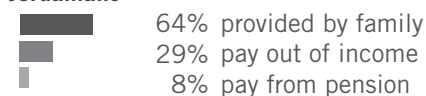


Syrians

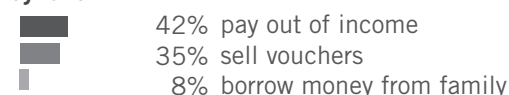


Three most common ways households cover the cost of housing:

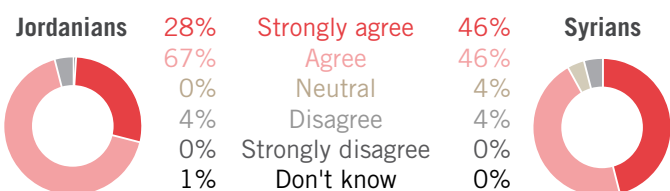
Jordanians



Syrians

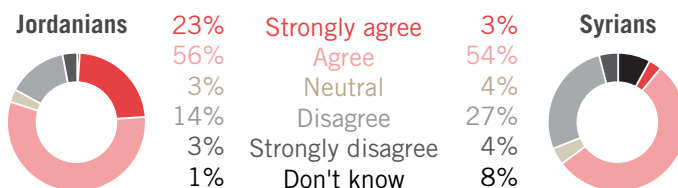


Increased housing prices have led to discontent within your community:



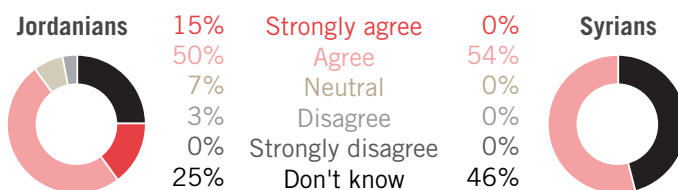
Water

Water shortages have led to discontent within your community:



Sanitation

Sanitation issues have led to discontent within your community:

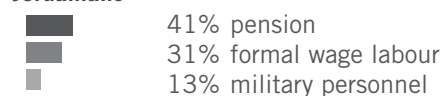


Livelihoods & Employment

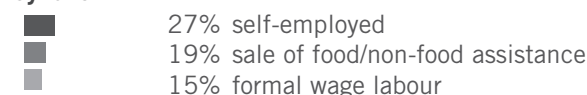
% of households with individuals seeking employment:
Jordanians: 18% **Syrians: 19%**

Three most prominent sources of income:

Jordanians



Syrians



The current employment situation has led to discontent within your community:



Syrian Crisis Response

Baseline Factsheet: Hosha Al-Jadedah Municipality

Governorate: **Al Mafrqa**

JESSRP Treatment / Control*: **Control**

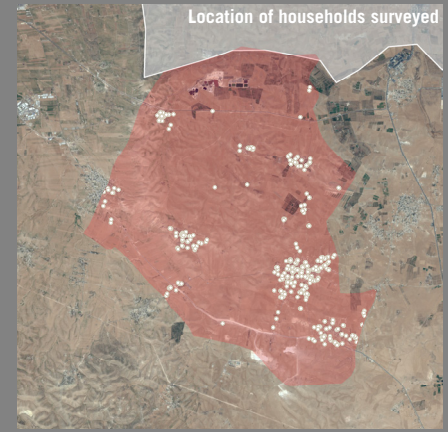
% of Syrian households assessed: **13%**

Average household size: **6.5**

Dependency ratio: **1**

% female headed household: **8%**

*Jordan Emergency Services and Social Resilience Project (JESSRP)
treatment: municipality where the World Bank has planned municipal service interventions,
control: municipality where World Bank does not have planned municipal service interventions.



Information collected from 385 households (51 Syrian, 331 Jordanian, 4 other nationality) living in Hosha Al-Jadedah municipality.

Perception of change in the community

Three most prominent changes observed since living in the community:

Jordanians

- 58% increase in water shortages
- 43% rising cost of living
- 6% increase in waste accumulation

Syrians

- 51% increase in water shortages
- 29% rising cost of living
- 4% no change

Housing

Three most prominent challenges faced in relation to current housing situation:

Jordanians

- 55% no challenge
- 24% unclean/unhealthy environment
- 17% over crowding/lack of space

Syrians

- 39% over crowding/lack of space
- 24% unclean/unhealthy environment
- 16% no challenge

Three most common ways households cover the cost of housing:

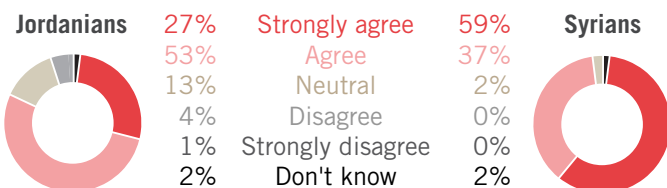
Jordanians

- 80% provided by family
- 13% pay out of income
- 7% pay from pension

Syrians

- 47% pay out of income
- 16% sell vouchers
- 16% provided by family

Increased housing prices have led to discontent within your community:



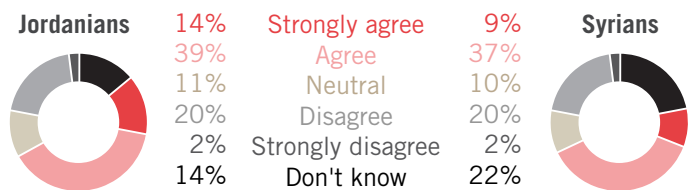
Water

Water shortages have led to discontent within your community:



Sanitation

Sanitation issues have led to discontent within your community:



Livelihoods & Employment

% of households with individuals seeking employment:
Jordanians: 19% **Syrians: 29%**

Three most prominent sources of income:

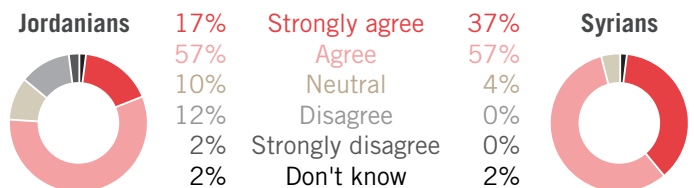
Jordanians

- 40% pension
- 22% formal wage labour
- 22% military personnel

Syrians

- 32% informal wage labour
- 26% cash from humanitarian organisations
- 16% self-employed

The current employment situation has led to discontent within your community:



Syrian Crisis Response

Baseline Factsheet: Irbid Al-Kubra Municipality

Governorate: **Irbid**

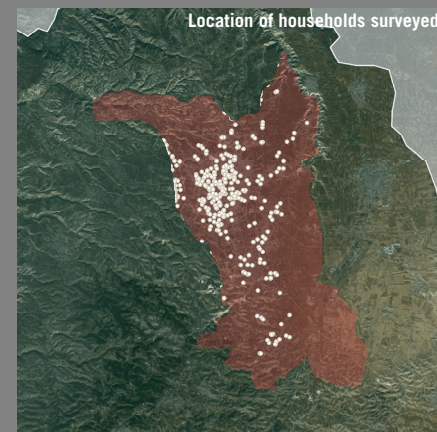
JESSRP Treatment / Control*: **Treatment**

% of Syrian households assessed: **14%**

Average household size: **5.3**

Dependency ratio: **0.78**

% female headed household: **11%**



*Jordan Emergency Services and Social Resilience Project (JESSRP)
treatment: municipality where the World Bank has planned municipal service interventions,
control: municipality where World Bank does not have planned municipal service interventions.

Information collected from 385 households (52 Syrian, 324 Jordanian, 9 other nationality) living in Irbid Al-Kubra municipality.

Perception of change in the community

Three most prominent changes observed since living in the community:

Jordanians

- 47% increase in water shortages
- 21% increase in waste accumulation
- 13% rising cost of living

Syrians

- 31% rising cost of living
- 21% increase in water shortages
- 10% increase in waste accumulation

Housing

Three most prominent challenges faced in relation to current housing situation:

Jordanians

- 43% no challenge
- 28% over crowding/lack of space
- 20% unclean/unhealthy environment

Syrians

- 31% over crowding/lack of space
- 25% cannot afford the rent
- 17% unclean/unhealthy environment

Three most common ways households cover the cost of housing:

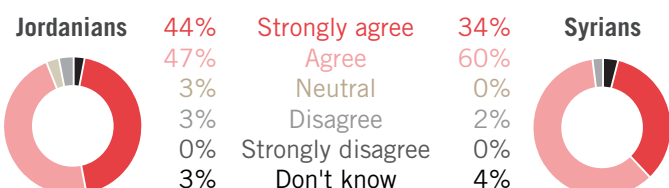
Jordanians

- 65% provided by family
- 27% pay out of income
- 7% pay from pension

Syrians

- 44% pay out of income
- 13% provided by family
- 12% sell vouchers

Increased housing prices have led to discontent within your community:



Water

Water shortages have led to discontent within your community:



Sanitation

Sanitation issues have led to discontent within your community:



Livelihoods & Employment

% of households with individuals seeking employment:
Jordanians: 25% **Syrians: 31%**

Three most prominent sources of income:

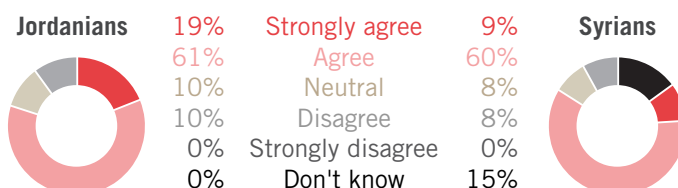
Jordanians

- 35% pension
- 24% formal wage labour
- 21% informal wage labour

Syrians

- 31% informal wage labour
- 14% cash from humanitarian organisations
- 12% sale of food/non-food assistance

The current employment situation has led to discontent within your community:



Syrian Crisis Response

Baseline Factsheet: Mafrq Al-Kubra Municipality

Governorate: **Al Mafrq**

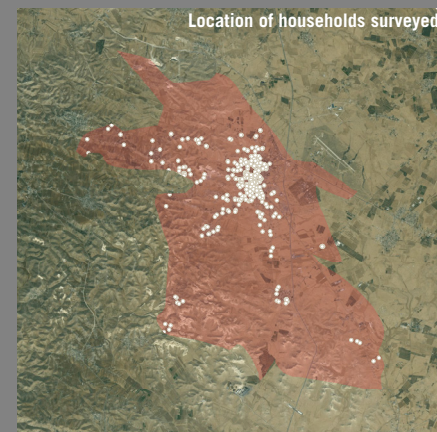
JESSRP Treatment / Control*: **Treatment**

% of Syrian households assessed: **49%**

Average household size: **6.8**

Dependency ratio: **1.17**

% female headed household: **20%**



*Jordan Emergency Services and Social Resilience Project (JESSRP)
treatment: municipality where the World Bank has planned municipal service interventions,
control: municipality where World Bank does not have planned municipal service interventions.

Information collected from 385 households (189 Syrian, 181 Jordanian, 15 other nationality) living in Mafrq Al-Kubra municipality.

Perception of change in the community

Three most prominent changes observed since living in the community:

Jordanians

- 35% increase in waste accumulation
- 22% increase in water shortages
- 18% rising cost of living

Syrians

- 32% increase in job competition
- 31% rising cost of living
- 23% increase in water shortages

Housing

Three most prominent challenges faced in relation to current housing situation:

Jordanians

- 85% no challenge
- 8% cannot afford the rent
- 4% unclean/unhealthy environment

Syrians

- 72% cannot afford the rent
- 13% over crowding/lack of space
- 11% no challenge

Three most common ways households cover the cost of housing:

Jordanians

- 71% provided by family
- 23% pay out of income
- 3% pay from pension

Syrians

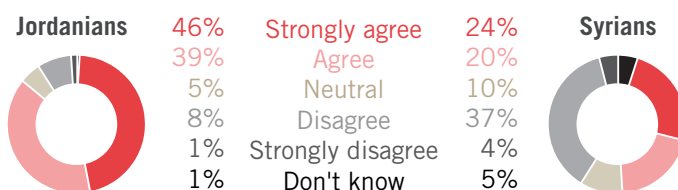
- 29% sell vouchers
- 27% pay out of income
- 20% borrow money from family

Increased housing prices have led to discontent within your community:



Water

Water shortages have led to discontent within your community:



Sanitation

Sanitation issues have led to discontent within your community:



Livelihoods & Employment

% of households with individuals seeking employment:
Jordanians: 32% **Syrians: 49%**

Three most prominent sources of income:

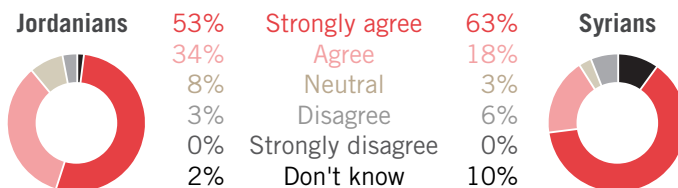
Jordanians

- 32% formal wage labour
- 26% pension
- 12% military personnel

Syrians

- 28% informal wage labour
- 24% sale of food/non-food assistance
- 19% formal/informal loans

The current employment situation has led to discontent within your community:



Syrian Crisis Response

Baseline Factsheet: Al-Mazar Al-Jadeedah Municipality

Governorate: **Irbid**


JESSRP Treatment / Control*: **Control**

% of Syrian households assessed: **3%**

Average household size: **6.1**

Dependency ratio: **0.75**

% female headed household: **7%**



*Jordan Emergency Services and Social Resilience Project (JESSRP)
treatment: municipality where the World Bank has planned municipal service interventions,
control: municipality where World Bank does not have planned municipal service interventions.

Information collected from 385 households (10 Syrian, 371 Jordanian, 4 other nationality) living in Al-Mazar Al-Jadeedah municipality.

Perception of change in the community

Three most prominent changes observed since living in the community:

Jordanians

- 36% increase in water shortages
- 21% increase in waste accumulation
- 19% rising cost of living

Syrians

- 40% increase in water shortages
- 20% rising cost of living
- 10% increase in waste accumulation

Housing

Three most prominent challenges faced in relation to current housing situation:

Jordanians

- 75% no challenge
- 14% unclean/unhealthy environment
- 8% over crowding/lack of space

Syrians

- 60% over crowding/lack of space
- 20% no challenge
- 10% cannot afford the rent

Three most common ways households cover the cost of housing:

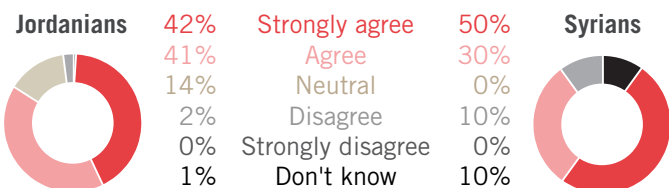
Jordanians

- 73% provided by family
- 14% pay out of pension
- 11% pay out of income

Syrians

- 30% donations from NGOs
- 20% pay out of income
- 20% sell vouchers

Increased housing prices have led to discontent within your community:



Water

Water shortages have led to discontent within your community:



Sanitation

Sanitation issues have led to discontent within your community:



Livelihoods & Employment

% of households with individuals seeking employment:
Jordanians: 30% **Syrians: 30%**

Three most prominent sources of income:

Jordanians

- 59% pension
- 15% military personnel
- 13% formal wage labour

Syrians

- 30% informal wage labour
- 20% sale of food/non-food assistance
- 10% formal/informal loans

The current employment situation has led to discontent within your community:



Syrian Crisis Response

Baseline Factsheet: Al-Zarqa Municipality

Governorate: **Zarqa**

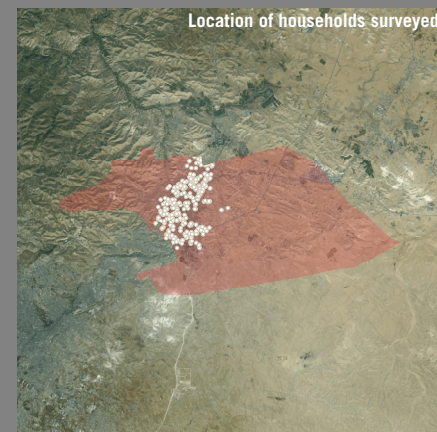
JESSRP Treatment / Control*: **Control**

% of Syrian households assessed: **12%**

Average household size: **5.6**

Dependency ratio: **0.97**

% female headed household: **9%**



*Jordan Emergency Services and Social Resilience Project (JESSRP) treatment: municipality where the World Bank has planned municipal service interventions, control: municipality where World Bank does not have planned municipal service interventions.

Information collected from 388 households (45 Syrian, 328 Jordanian, 15 other nationality) living in Al-Zarqa municipality.

Perception of change in the community

Three most prominent changes observed since living in the community:

Jordanians

- 32% increase in waste accumulation
- 19% rising cost of living
- 18% increase in water shortages

Syrians

- 33% increase in job competition
- 29% rising cost of living
- 18% increase in waste accumulation

Housing

Three most prominent challenges faced in relation to current housing situation:

Jordanians

- 72% no challenge
- 11% over crowding/lack of space
- 10% unclean/unhealthy environment

Syrians

- 64% cannot afford the rent
- 13% no challenge
- 11% over crowding/lack of space

Three most common ways households cover the cost of housing:

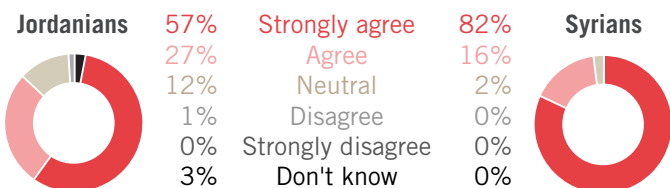
Jordanians

- 61% provided by family
- 30% pay out of income
- 3% pay from pension

Syrians

- 38% pay out of income
- 18% borrow money from family
- 18% sell vouchers

Increased housing prices have led to discontent within your community:



Water

Water shortages have led to discontent within your community:



Sanitation

Sanitation issues have led to discontent within your community:



Livelihoods & Employment

% of households with individuals seeking employment:
Jordanians: 28% **Syrians: 51%**

Three most prominent sources of income:

Jordanians

- 23% pension
- 22% self-employed
- 13% business owner

Syrians

- 31% informal wage labour
- 27% formal/informal loans
- 13% sale of food/non-food assistance

The current employment situation has led to discontent within your community:



Syrian Crisis Response

Baseline Factsheet: Al-Ramtha Al-Jadeedah Municipality

Governorate: **Irbid**

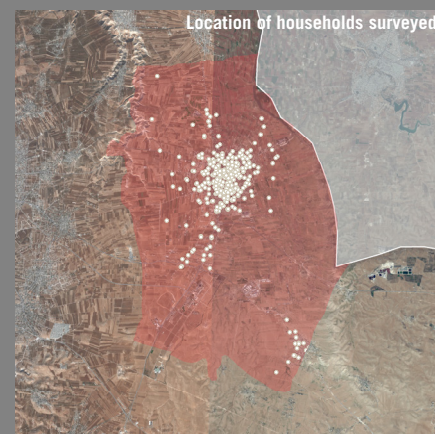
JESSRP Treatment / Control*: **Treatment**

% of Syrian households assessed: **21%**

Average household size: **7.3**

Dependency ratio: **1.04**

% female headed household: **10%**



*Jordan Emergency Services and Social Resilience Project (JESSRP)
treatment: municipality where the World Bank has planned municipal service interventions,
control: municipality where World Bank does not have planned municipal service interventions.

Information collected from 385 households (80 Syrian, 299 Jordanian, 6 other nationality) living in Al-Ramtha Al-Jadeedah municipality.

Perception of change in the community

Three most prominent changes observed since living in the community:

Jordanians

- 35% increase in waste accumulation
- 29% rising cost of living
- 12% increase in water shortages

Syrians

- 45% rising cost of living
- 15% increase in waste accumulation
- 13% increase in job competition

Housing

Three most prominent challenges faced in relation to current housing situation:

Jordanians

- 71% no challenge
- 13% over crowding/lack of space
- 12% unclean/unhealthy environment

Syrians

- 31% unclean/unhealthy environment
- 29% over crowding/lack of space
- 24% cannot afford the rent

Three most common ways households cover the cost of housing:

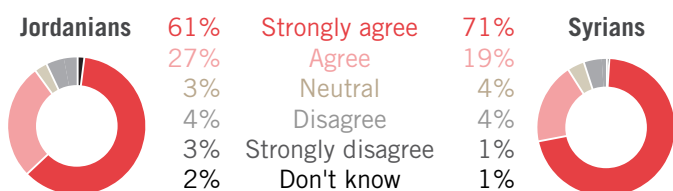
Jordanians

- 85% provided by family
- 11% pay out of income
- 2% pay from pension

Syrians

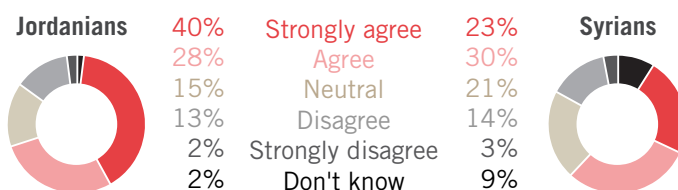
- 43% pay out of income
- 21% sell vouchers
- 10% provided by family

Increased housing prices have led to discontent within your community:



Water

Water shortages have led to discontent within your community:



Sanitation

Sanitation issues have led to discontent within your community:



Livelihoods & Employment

% of households with individuals seeking employment:
Jordanians: 28% **Syrians: 40%**

Three most prominent sources of income:

Jordanians

- 26% formal wage labour
- 24% pension
- 16% self-employed

Syrians

- 32% informal wage labour
- 16% formal wage labour
- 15% cash from humanitarian organisations

The current employment situation has led to discontent within your community:



Syrian Crisis Response

Baseline Factsheet: Rhab Al-Jadeedah Municipality

Governorate: **Al Mafrq**

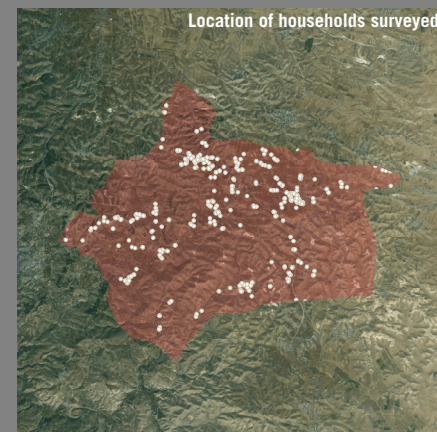
JESSRP Treatment / Control*: **Control**

% of Syrian households assessed: **9%**

Average household size: **5.8**

Dependency ratio: **0.95**

% female headed household: **7%**



*Jordan Emergency Services and Social Resilience Project (JESSRP) treatment: municipality where the World Bank has planned municipal service interventions, control: municipality where World Bank does not have planned municipal service interventions.

Information collected from 387 households (35 Syrian, 338 Jordanian, 14 other nationality) living in Rhab Al-Jadeedah municipality.

Perception of change in the community

Three most prominent changes observed since living in the community:

Jordanians

- 46% rising cost of living
- 21% increase in water shortages
- 11% no change

Syrians

- 66% rising cost of living
- 9% increase in water shortages
- 9% overcrowding in medical centres

Housing

Three most prominent challenges faced in relation to current housing situation:

Jordanians

- 72% no challenge
- 16% unclean/unhealthy environment
- 8% over crowding/lack of space

Syrians

- 37% over crowding/lack of space
- 34% no challenge
- 11% unclean/unhealthy environment

Three most common ways households cover the cost of housing:

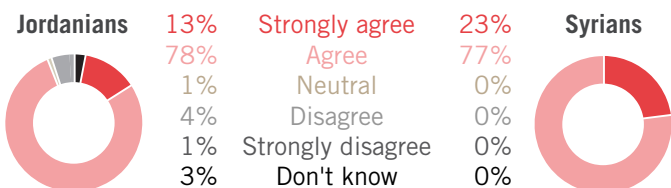
Jordanians

- 93% provided by family
- 5% pay out of income
- 1% pay from pension

Syrians

- 43% pay out of income
- 23% provided by family
- 17% borrow money from family

Increased housing prices have led to discontent within your community:



Water

Water shortages have led to discontent within your community:



Sanitation

Sanitation issues have led to discontent within your community:



Livelihoods & Employment

% of households with individuals seeking employment:
Jordanians: 36% **Syrians: 54%**

Three most prominent sources of income:

Jordanians

- 48% pension
- 15% formal wage labour
- 14% military personnel

Syrians

- 29% cash from humanitarian organisations
- 26% self-employed
- 14% agriculture labour

The current employment situation has led to discontent within your community:



Syrian Crisis Response

Baseline Factsheet: Sabha and Al-Dafianeh Municipality

Governorate: **Al Mafrq**

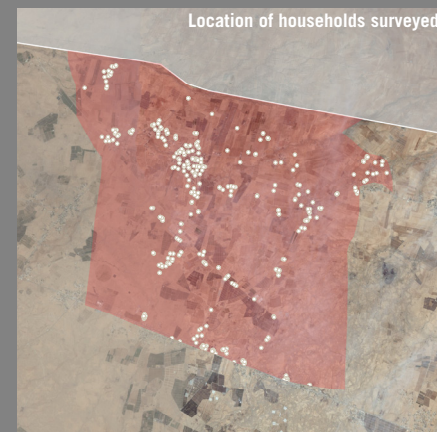
JESSRP Treatment / Control*: **Control**

% of Syrian households assessed: **19%**

Average household size: **6.1**

Dependency ratio: **0.97**

% female headed household: **9%**



*Jordan Emergency Services and Social Resilience Project (JESSRP)
treatment: municipality where the World Bank has planned municipal service interventions,
control: municipality where World Bank does not have planned municipal service interventions.

Information collected from 385 households (72 Syrian, 306 Jordanian, 7 other nationality) living in Sabha and Al-Dafianeh municipality.

Perception of change in the community

Three most prominent changes observed since living in the community:

Jordanians

- 44% increase in water shortages
- 33% rising cost of living
- 11% increase in job competition

Syrians

- 44% increase in water shortages
- 33% rising cost of living
- 8% increase in job competition

Housing

Three most prominent challenges faced in relation to current housing situation:

Jordanians

- 63% no challenge
- 21% unclean/unhealthy environment
- 12% over crowding/lack of space

Syrians

- 35% unclean/unhealthy environment
- 35% no challenge
- 22% over crowding/lack of space

Three most common ways households cover the cost of housing:

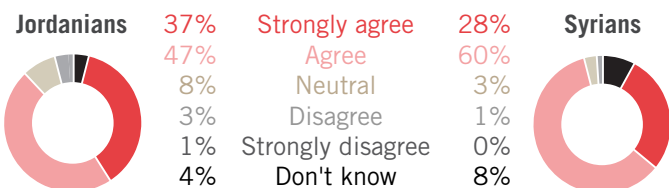
Jordanians

- 82% provided by family
- 9% pay out of income
- 3% take out a loan

Syrians

- 74% provided by family
- 11% pay out of income
- 6% borrow money from family

Increased housing prices have led to discontent within your community:



Water

Water shortages have led to discontent within your community:



Sanitation

Sanitation issues have led to discontent within your community:



Livelihoods & Employment

% of households with individuals seeking employment:
Jordanians: 35% **Syrians: 36%**

Three most prominent sources of income:

Jordanians

- 29% pension
- 21% military personnel
- 14% formal wage labour

Syrians

- 58% agriculture labour
- 14% informal wage labour
- 9% self-employed

The current employment situation has led to discontent within your community:



Syrian Crisis Response

Baseline Factsheet: Sahel Horan Municipality

Governorate: **Irbid**

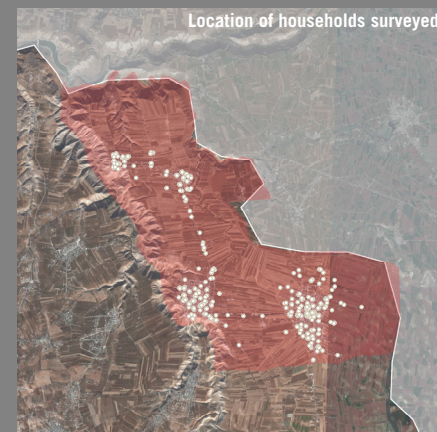
JESSRP Treatment / Control*: **Treatment**

% of Syrian households assessed: **12%**

Average household size: **6.8**

Dependency ratio: **1.02**

% female headed household: **8%**



*Jordan Emergency Services and Social Resilience Project (JESSRP)
treatment: municipality where the World Bank has planned municipal service interventions,
control: municipality where World Bank does not have planned municipal service interventions.

Information collected from 385 households (47 Syrian, 337 Jordanian, 1 other nationality) living in Sahel Horan municipality.

Perception of change in the community

Three most prominent changes observed since living in the community:

Jordanians

- 39% increase in water shortages
- 36% rising cost of living
- 7% increase in waste accumulation

Syrians

- 49% increase in water shortages
- 40% rising cost of living
- 9% no change

Housing

Three most prominent challenges faced in relation to current housing situation:

Jordanians

- 58% no challenge
- 18% unclean/unhealthy environment
- 17% over crowding/lack of space

Syrians

- 34% cannot afford the rent
- 32% over crowding/lack of space
- 15% unclean/unhealthy environment

Three most common ways households cover the cost of housing:

Jordanians

- 87% provided by family
- 9% pay out of income
- 2% pay from pension

Syrians

- 34% sell vouchers
- 30% pay out of income
- 15% borrow money from family

Increased housing prices have led to discontent within your community:



Water

Water shortages have led to discontent within your community:



Sanitation

Sanitation issues have led to discontent within your community:



Livelihoods & Employment

% of households with individuals seeking employment:
Jordanians: 34% **Syrians: 45%**

Three most prominent sources of income:

Jordanians

- 45% pension
- 15% military personnel
- 12% self-employed

Syrians

- 28% self-employed
- 23% cash from humanitarian organisations
- 21% informal wage labour

The current employment situation has led to discontent within your community:



Syrian Crisis Response

Baseline Factsheet: Al-Serhan Municipality

Governorate: **Al Mafraq**

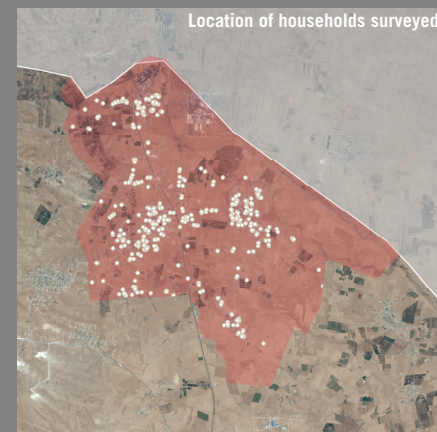
JESSRP Treatment / Control*: **Treatment**

% of Syrian households assessed: **24%**

Average household size: **6.3**

Dependency ratio: **1.03**

% female headed household: **10%**



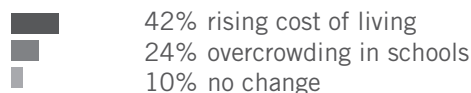
*Jordan Emergency Services and Social Resilience Project (JESSRP)
treatment: municipality where the World Bank has planned municipal service interventions,
control: municipality where World Bank does not have planned municipal service interventions.

Information collected from 385 households (91 Syrian, 284 Jordanian, 10 other nationality) living in Al-Serhan municipality.

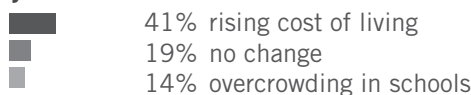
Perception of change in the community

Three most prominent changes observed since living in the community:

Jordanians



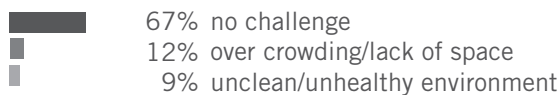
Syrians



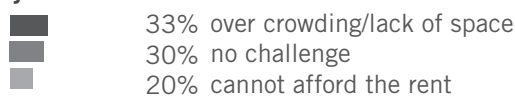
Housing

Three most prominent challenges faced in relation to current housing situation:

Jordanians

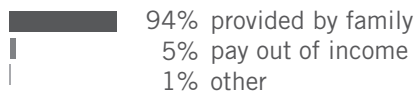


Syrians

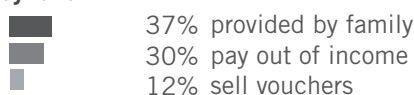


Three most common ways households cover the cost of housing:

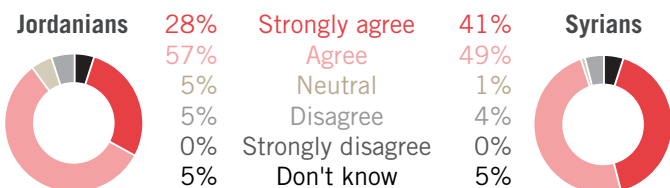
Jordanians



Syrians



Increased housing prices have led to discontent within your community:



Water

Water shortages have led to discontent within your community:



Sanitation

Sanitation issues have led to discontent within your community:

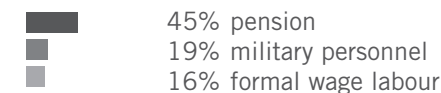


Livelihoods & Employment

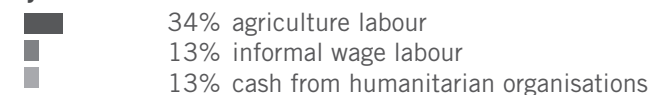
% of households with individuals seeking employment:
Jordanians: 36% **Syrians: 35%**

Three most prominent sources of income:

Jordanians



Syrians



The current employment situation has led to discontent within your community:

