



Identification and Profiling of Conflict Affected Syrians in Yemen

CARE International in Yemen

July 2015



This report is based on a field assessment undertaken by CARE International in Yemen, and was commissioned by UNHCR in Yemen. The report has been developed by CARE Yemen (Syria Project Team), Prodigy Company (local consultant) and DRC in Yemen, with contributions and technical support from the Joint IDP Profiling Service (JIPS), Geneva.

Identification and Profiling of Conflict Affected Syrians in Yemen

CARE International In Yemen

July, 2015



ACKNOWLEDGEMENTS

This report is the result of a collaborative effort between UNHCR, UNOHCA, DRC and CARE. We hereby acknowledge all our partners' support, funding and cooperation.

The profiling study was conducted in February 2015, in close collaboration with a local consulting firm, Prodigy Systems Company, who provided the survey teams for the three cities, as well as the mobile data collection tool. We thank the data collection team and field supervisors for their work and efforts.

We extend our appreciation to the Syrian community who invited us to their homes and participated in informing us on their needs and living conditions.

We are particularly grateful for the Joint IDP Profiling Service (JIPS) for their excellent remote support and professional contribution to the profiling study. Due to the worsening security situation, JIPS' support remained limited to remote development of profiling tools, and assistance in the analysis and reporting phases.

The profiling process, including methodology design, training, data collection, analysis and report drafting was led by the *Syria Project Team*, whose efforts we appreciate and acknowledge.

The study was funded by UNHCR in Yemen, whose contribution has been essential.

TABLE OF CONTENTS

Acknowledgments	2
List of figures	4
List of tables	4
Abbreviations	5
EXECUTIVE SUMMARY	6
INTRODUCTION	10
General Background	10
Objectives of the Report	12
Scope of the Report	12
Methodology	13
The Syria Project Team	17
PROFILING STUDY FINDINGS	18
1. Demographics	18
2. Displacement Profile	23
3. Specific Needs	29
4. Livelihoods	31
5. Housing and Amenities	36
6. Education	39
7. Health and Nutrition	40
8. Protection	42
CONCLUSIONS AND RECOMMENDATIONS	44
ANNEX – SURVEY QUESTIONNAIRE	

LIST OF FIGURES

		<i>Page</i>
Figure 1	Population Pyramid	18
Figure 2	Household Composition	19
Figure 3	Dependency Ratio (DR)	20
Figure 4	Education Level	21
Figure 5	Education Level per City	22
Figure 6	City of Birth	23
Figure 7	Country of Birth	24
Figure 8	Distribution of HHs by Place of Residence in Syria	24
Figure 9	City of Departure	25
Figure 10	Date of Arrival in Yemen	25
Figure 11	Date of Departure from Syria	26
Figure 12	Reasons to Move	27
Figure 13	Distribution of Household Members by Legal Status	28
Figure 14	Legal Status In Yemen	28
Figure 15	Households' Three Most Urgent Needs	29
Figure 16	Households' Urgent Needs - Choice 1	30
Figure 17	Sources of Income in Yemen	31
Figure 18	First Source of Income in Yemen	32
Figure 19	Receiving Assistance in Yemen	32
Figure 20	Type of Assistance Received	33
Figure 21	Source of Assistance	33
Figure 22	Monthly Household Expenditure	34
Figure 23	Coping Strategies	35
Figure 24	Type of Dwelling	36
Figure 25	Household Utilities and Services	37
Figure 26	Household Assets	37
Figure 27	Housing Problems	38
Figure 28	Health Difficulties	40
Figure 29	Medical Services Problems	41
Figure 30	Fears of Threats in The Area	42
Figure 31	Neighbourhood Problems	43

LIST OF TABLES

Table 1	Targeted Clusters	13
---------	-------------------	----

ABBREVIATIONS

CBO	Community-based Organisation
CARE	Care International
DRC	Danish Refugee Council
GBV	Gender-based violence
HH	Household
INGO	International Non-Governmental Organisation
IMC	International Mercy Corps
JIPS	Joint IDP Profiling Service
NGO	Non-Governmental Organisation
NFI	Non-Food Items
OCHA	Office for the Coordination of Humanitarian Affairs
TP status	Temporary Protection status
UN	United Nations
UNHCR	United Nations High Commissioner for Refugees

EXECUTIVE SUMMARY

Background and objectives

The profiling study was undertaken with the key objective of building a profile of the Syrian refugees in Yemen, focusing on their locations, status, humanitarian condition, and other information. The ultimate goal was to help the humanitarian community in Yemen to determine needs of the population profiled and the type of humanitarian assistance appropriate for their situation. For this exercise, CARE entered into a joint collaboration with the Danish Refugee Council (DRC), UNOCHA, and UNHCR, who funded the study.

The study was undertaken with the understanding that data on the situation prior to the exercise was limited. It was recognized by all partners that data was needed to build a stronger evidence base.

Methodology

Household surveys were conducted across the three cities (Aden, Taiz and Sana'a) in February 2015, in order to assess the livelihood situation, as well as protection and assistance needs of the households. The survey initially targeted a sample size of 800 Syrian households that had been living in Yemen during and after the year 2011. However, due to time constraints and security challenges, only 514 households were interviewed. Households were selected based on their displacement to Yemen after the 2011 conflict in Syria and were identified using the snowball effect, as at the time, there was no valid and complete database for Syrian refugees living in Yemen. The data was collected using mobile phones.

The survey questionnaire, coded into mobile phones, was planned to collect the following information: demographics, livelihood and coping strategies, housing and amenities, health and education, and protection. The survey methodology and the profiling questionnaire were drafted, improved and agreed upon by CARE Yemen, in cooperation with the Prodigy Systems team and DRC. UNHCR provided key inputs into the Protection elements. It should be noted that the methodology was not designed to be representative of the total conflict affected Syrian population and does not estimate the total number of this population group. The results also cannot be used to validate the total number of refugees in UNHCR's and CARE's refugee registration database.

Key Informant Interviews were also undertaken in Sana'a, Aden and Taiz. These helped to bridge information gaps on populations that are not registered with UNHCR, and not a part of the household survey. These interviews were conducted with a variety of people from the Syrian community. Unfortunately, due to time constraints in the profiling process, Key

Informant Interviews were not systematically analysed and only limited information was included in the report.

To further access the profiling data, please visit www.dart.jips.org, where users, including programme managers and policy makers from humanitarian, development and government actors in Yemen can further explore, analyse and visualise the data for evidence-based advocacy, programming and policy-making.

Findings

Demographics

- Households interviewed consisted of 4 people on average.
- About 10% of the households included a person over the age of 60 years. Almost half of the members in all of the interviewed households were under the age of 18.
- Women headed up to 15% of the interviewed households.
- Literacy rates of interviewees varied greatly between the cities.
- About 31% of the household members were born in Damascus and 27% in the countryside outside of Damascus.

Income, Livelihoods and Food Security

- **Income Sources:** Around 38% of the interviewed households relied on daily labour as their first main source for income. 19% relied on salaries they receive working for private businesses. The remaining households relied on support from relatives, selling handicraft works and begging. Very few households reported having a second source of income in Yemen.
- **Assistance:** Upon arrival to Yemen, nearly 67% of the households received assistance from different local and international humanitarian organisations. 44% received food items, 43% received non-food items, 24% received cash assistance and around 5% received medical services.

Housing and Amenities

- **Dwelling:** 93% households reported paying rent for housing. 23% of the interviewed households lived in hotels, 58% of households live in independent housing and 12% of the households share the house/apartment with other Syrian families. 79% of the interviewed households reported sharing the bathroom with other families.

- **Housing Problems:** 41% of the interviewed households reported facing housing related problems. About half of the households find their current housing inadequate or overcrowded, and 40% of the households interviewed reported inadequate supplies for water and electricity. 25% of households did not share bathroom facilities with other families and 24% of households reported that they couldn't easily afford the rent. 44% of the households do not like the housing area because of the lack of job opportunities and self-employment.

Education

- **Level of Education:** About 21% of the interviewed households have at least one family member with a high school education level or higher. 37% of households have at least one member in elementary or secondary education level while 26% households reported having at least one illiterate member. Almost 20% of the households' members are between the ages 15-25. 88% of these members can both read and write.
- **School Attendance:** About 57% of the children are of school age. However 33% of the children between 6 and 17 years did not regularly attend school.

Health and Nutrition

- **Health Condition:** About 24% of the interviewed households reported having at least one family member with physical injury, a member whose life depends on medication, or a member with psychosocial issues. Nearly 23% of children under 2 years of age have not received vaccinations.
- **Difficulties:** In 28% of the households interviewed, at least one member reported having a health problem. 13% of these members reported having feelings of hopelessness; 11% reported having temper control problems and experiencing increased conflicts with family.
- **Nutrition:** Only 8.5% of the interviewed households reported having three meals that day, while 54% reported having two meals and 37% reported having one meal. Around 60% of the households skipped one meal or more in the week before the interview. 68% of the interviewed households do not consider their food intake to be healthy and nutritionally balanced.

Protection

- **Safety and Security:** Nearly 30% of the interviewed households reported that they do not feel safe living in Yemen. 17% of the interviewed households reported that at least one family member has felt threatened by a person or a group in the areas where the households lives. 8% of the households reported that they do not feel safe in the area due to the fear of sexual intimidation/assault.

Recommendations

Livelihoods

Since most of the respondents identified access to credit or loans as the top urgent need, it is recommended to facilitate access loans and small grants or improve access for the Syrian community in order to help them establish themselves and secure more permanent livelihoods.

Housing and Amenities

Programmes should be developed that target improving access to housing, and there should be improved access to information about housing for new arrivals to Yemen. Further research is needed to determine why families prefer to stay in hotels over the apartment buildings offered by local authorities and NGOs.

Education

Community-based organisations should identify schools near residences of Syrian communities and advocate admission of children into these, along with strengthening engagement with schools and the local communities to raise awareness and address issues with discrimination. The CBOs should also promote education to the Syrian households.

Protection

Community leaders should be trained on protection issues and the appropriate responses when encountering them, so they can inform their community, and raise awareness on issues such as begging in the streets and early marriage, among others.

Health

Specifically targeting women and children, there should be more psychosocial support for the Syrian community. At the moment, little or no psychosocial support is provided.

INTRODUCTION

General background

CARE collaborated with the Danish Refugee Council, UNOCHA, and UNHCR to carry out a profiling study of conflict affected Syrians in Yemen, covering Sana'a, Aden and Taiz Governorates. This UNHCR-funded profiling exercise (conducted in February 2015) aims to contribute to the better identification of the needs of displaced Syrians in Yemen for improved response and prioritization.

Data on the scale of the situation and the needs and capacities of Syrian refugees in Yemen has been limited and the need for profiling in order to build a stronger evidence base is recognized by many of the partners.

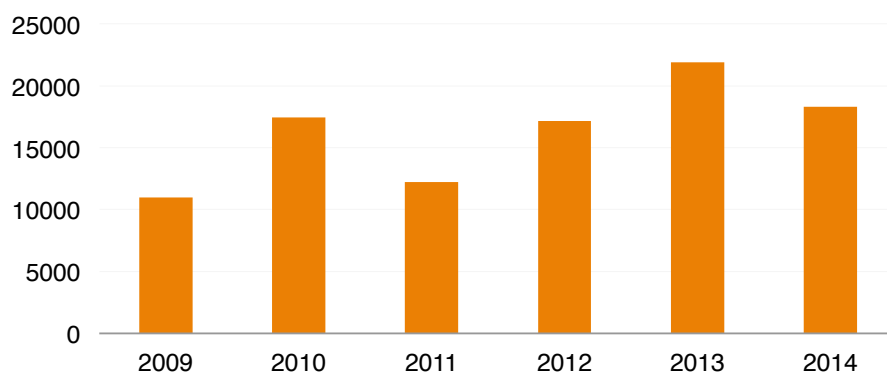
In order to fully understand the scale of the needs of the Syrian community affected by conflict residing in Yemen, and to advocate successfully for the funding necessary to establish a large-scale lifesaving response, CARE Yemen conducted a profiling study of the Syrian community in Yemen. The multi-sector assessment aimed to provide data required to support the development of a needs-led programming. The results of the study also gathered quantitative data disaggregated by gender and age, allowing the development of improved targeted programming.

Historically, Yemen has been a popular destination for Syrians for many different reasons. The welcoming environment of a no visa requirements for Syrians visiting Yemen has added to its attraction, along with the fact that Yemen has been considered a land of opportunities for many Syrian businessmen.

Yemen has been hosting Syrians with different profiles: some are students attending Yemeni universities through educational exchange programmes, others are investors or employees seeking economic opportunities. During the 1980s Yemen also welcomed many Syrian refugees who fled the Assad regime after the Hamah massacre.

The political and economic situation in Yemen continues to be challenging and deterring, adding to the challenges that the Syrian population already faces.

As per the statistical department of the Immigration Authority in the Yemeni Ministry of Interior, the number of Syrians arriving to Yemen averages between 10,000 – 15,000 per year, as follows:



Source: Statistical Department, Immigration Authority, Ministry of Interior, Yemen

During 2013, CARE Yemen developed a particular interest in Syrians arriving to the country and conducted a pilot profiling survey in Sana'a to gather preliminary data on Syrians and their emergency needs.

In August 2014, UNHCR started granting Temporary Protection (TP) status. By March 15, 2015, (2,856) Syrians registered with UNHCR – TP status (846 cases/households).

This report is organised as follows: After a description of the background and context of the profiling exercise, the methodology chapter outlines the methodology utilised in this study. The content is then organised around the thematic chapters of the household survey, including demographics, displacement profile, specific needs, livelihoods, housing and amenities, education, health and nutrition, protection and a vulnerability assessment. The final chapter summarises the main findings and provides recommendations.

Objectives

The report highlights the findings from the profiling study conducted in the three main cities in Yemen, Sana'a, Taiz and Aden. The key objective is to build a profile of Syrians in Yemen, focusing on their locations, status, humanitarian condition and other information that would help the humanitarian community in Yemen to decide if, and what kind of humanitarian assistance may be appropriate.

The profiling study aimed to gather data on the number and living conditions of Syrians in Yemen. The aim is to use a quantitative descriptive approach and seek to describe the current status and needs of populations that have fled the Syrian conflict and sought refuge in Yemen.

The study involved preliminary data collection on Syrians and their locations, which fed into a mapping exercise highlighting their areas of residence. The mapping exercises supported the identification of services that are currently accessible to Syrians, with the aim of planning to provide lifesaving interventions.

Scope

The study looked at Syrians who reached Yemen after 2012 and are residing in the three cities studied. Desk research showed that above 10,000 individuals are reported to have entered Yemen during and/or after 2012.

The scope of the study include:

- Developing appropriate data management systems to feed into the findings of the survey.
- Using and testing the first version of the profiling study assessment tool (questionnaire).
- Ensuring quality control of the data collected and oversee the data management system.
- Processing and analysing the data and produce the report on the study, including key findings and recommendations.
- Developing a final study report for dissemination with the humanitarian community in Yemen, which presents the findings and recommendations, as well as the non-food items (NFIs), protection, and shelter related needs to be addressed.

Methodology

Household surveys are an important tool to measure the characteristics of populations. The basic methodology involves selecting a sample of Syrian households living in each city and conducting a survey with the head of the household. By interviewing the head of the household, we assume that our sample is covering all members of the household by proxy interviewing.

The household survey assessed the current livelihood situation and the needs of households in terms of protection and assistance needs. The survey initially targeted 800 Syrian households living in Sana'a, Taiz, and Aden, displaced during and after the 2011 conflicts.

As no valid and complete database for Syrian refugees living in Yemen was used as a sample frame, all districts located inside the three-targeted districts were considered as clusters to be surveyed by the field staff. The sample was selected based upon a combination of registration lists (e.g. databases of UNHCR and other international organisations), key informants and by snowball sampling. A snowball sample is a non-probability sampling technique that is appropriate to use when a population group is difficult to locate (e.g. Syrians in Yemen who are not registered in one of the databases). The sample was constructed by collecting data on the Syrian households that could be located through the registration lists. Through 'snowballing', the households were asked to provide information needed to locate other Syrian households whom they know.

The total number of clusters covered in this survey is shown in Table 1 below. Due to time and security challenges, a final number of 514 households were included in the household survey.

Table 1: Targeted clusters

City	No. of Clusters	No. of Households	No. of Members
Sana'a	12	315	1,317
Aden	8	117	527
Taiz	3	82	357

The sample design has its implications on the analysis of the survey and the data gathered (see limitations section below).

Survey Tool

A structured survey assessment tool (questionnaire) was designed to cover the following sections:

- Bio-data information
- Demographics including a household roster.
- Livelihood and coping strategies
- Housing and amenities
- Education and health
- Protection

Fieldwork Organisation

The organisation of the survey took place based on the number of targeted clusters in each city and the number of households to interview in each of the three-targeted cities. The fieldwork was planned to be carried out in 14 days of data collection. The organisation of the fieldwork included the following:

1. One team (four people) per cluster per day searching for and interviewing the targeted HHs in the cluster.
2. Two teams working in Sana'a city, one team in Aden and one team in Taiz city.
3. The four teams (four supervisors and 12 enumerators) carried out a total of 15 days of data collection.

Data Collection

The data was collected by a survey team of 12 enumerators, the majority of which were in Sana'a city. The data was collected directly onto a mobile data collection tool. Tabulation and analysis were conducted by simple statistical analysis presented in cross tabulation tables.

The data was collected in a time frame of 15 days by 12 enumerators and 4 supervisors. Each team consisted of three enumerators and each supervisor was responsible for one team.

The data was collected using mobile a data collection system developed in-house by Prodigy Systems and installed on Apple iPad 3G devices. Each field staff had a device to conduct the interviews and automatically upload the data to an online database, saving time in data entry and allowing daily supervision.

The enumerators used different methods to inquire about Syrian families living in the targeted cluster. They located Syrian families in the targeted blocks by asking community leaders, shops owners, schools heads and people in living in the neighbourhoods. The enumerators also asked the Syrian families they interviewed if they knew of other Syrian families.

Data collection challenges

Enumerators faced the following major challenges during the fieldwork:

- It was very difficult to locate the targeted Syrian households, as no reliable database with addresses was available.
- Many Syrian households refused to be interviewed because of survey fatigue; many explained they have been interviewed before by different organisations and had not received any assistance.
- Security challenges and time limitations did not allow coverage of all households that were targeted to be included in the sample.
- Due to time constraints, CARE was not able to include the data from the Key Informant interviews in the report.

Key Informant Interviews

Key Informant Interviews were also undertaken in Sana'a, Aden and Taiz. These helped to bridge information gaps on populations that are not registered with UNHCR, and not a part of the household survey. These interviews were conducted with a variety of people from the Syrian community. Unfortunately, due to time constraints in the profiling process, Key Informant Interviews were not systematically analysed and only limited information was included in the report.

Key informant interviews were conducted with the following:

- Syrian families residing in Yemen since and/or after 2011.
- Government representatives in the Ministry of Interior.
- Government representatives in the Ministry of Health.
- A number of neighbourhood Akels (Head of local communities).
- Syrian students, not necessarily living in Yemen due to the crises.
- An active Syrian volunteering group in Sana'a city.
- Business owners who recruited Syrian labour for their businesses.
- Community mobilisers in the field interacting with Syrians in the three cities.

Limitations of Methodology

In conducting this profiling study we acknowledge some limitations, as follows:

- Sample size under study.
- Self-reporting data is limited by the fact, as it cannot be independently verified.
- The data collection method (household survey) did not allow the collection of in-depth information on protection issues.
- Limited scope of humanitarian service providers made it difficult to access Syrians in Yemen.
- Time limitations.
- The sampling approach was not designed to be representative of the total conflict affected Syrian population and does not estimate the total number of this population group. The results cannot be used to validate the total number of refugees in UNHCR's and CARE's refugee registration database.
- By using a snowball sampling technique, there is a risk of sampling bias, as the initial respondents tend to nominate people that they know well. Because of this many households that belong to the same family could have been included.
- Data was only collected in February. As conflict in the country has escalated between the period of data collection and publication of the final report, the findings of the report may not reflect the current situation of Syrian households.

The Syria Project Team

The Syria Project Team was composed of the following staff members:

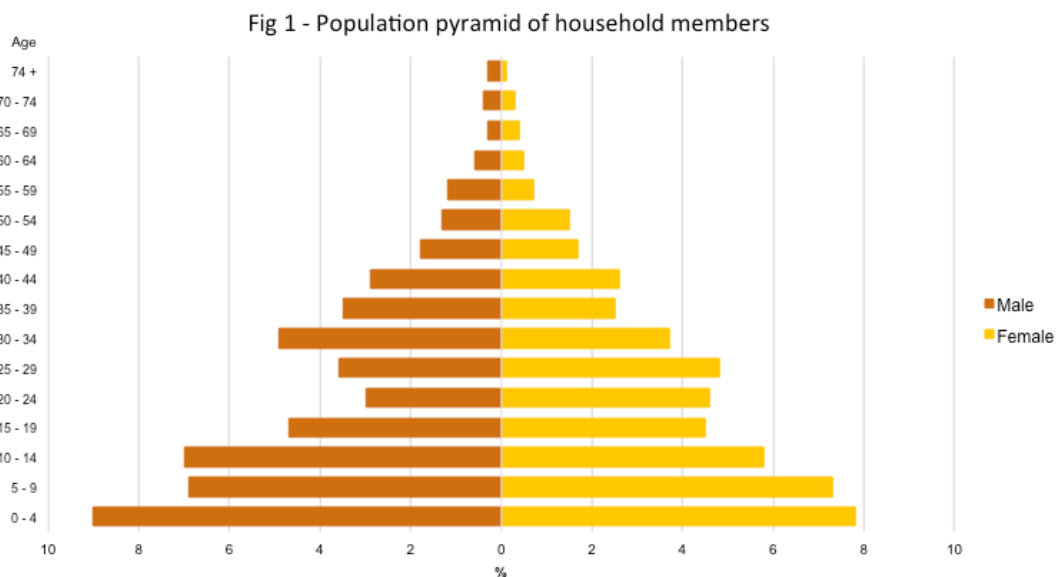
- A Project Manager
- Two Project Officers
 - Project Officer Sana'a-based
 - Project Officer Taiz and Aden
- Two Protection Officers from DRC
 - Protection Officer
 - Protection Assistant
- Three Community Mobilisers:
 - Sana'a based community mobilizer, a student and active volunteer with a Syrian Volunteer Group.
 - Taiz based community mobilizer, a supermarket worker in Taiz.
 - Aden based community mobilizer, a student in Aden University.
- A survey team from Prodigy Systems Company.
- Remote technical support team from JIPS in Geneva.

PROFILING STUDY FINDINGS

1. Demographics

1.1 Interviewees

96% of the interviews were conducted with heads of households or their spouses. The remaining 4% of interviews were conducted with adult household members available at the time of the visit. 13% of those interviewed were female.



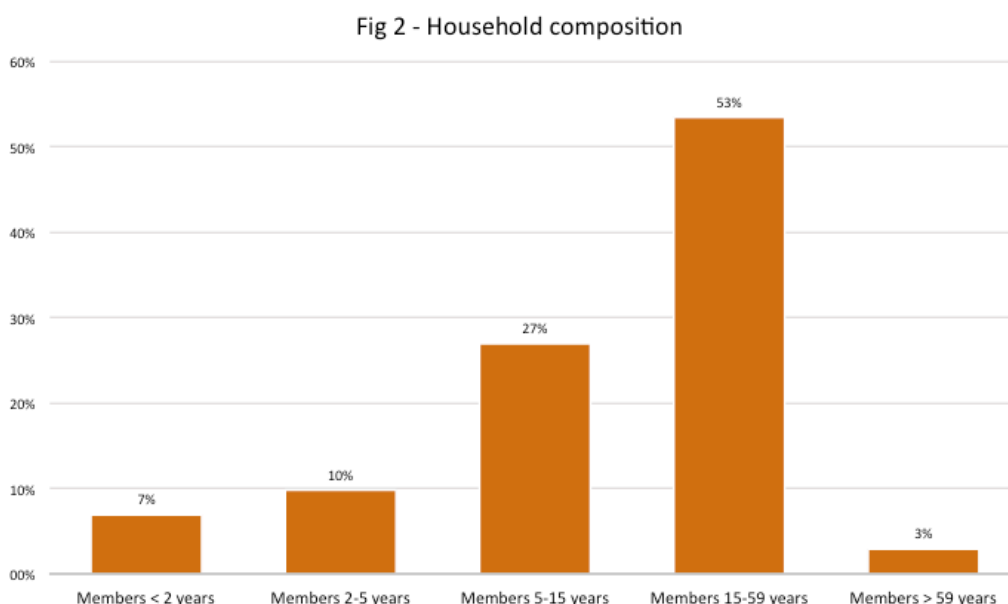
1.2 Head of households

Women headed 15% of the interviewed households, while people below 18 years and people over 60 years old respectively, headed around 1% and 6% of the households. Almost all household heads were Syrian nationals; only a few were Yemenis or Palestinians.

Around 26% of the household heads did not have any education degree, although 10% of the heads can read and write. 3% of the heads of households interviewed had higher education degrees and 11% had university degrees. 34% of the heads of households had high school or technical education degrees.

1.3 Household composition

Households consisted on average of 4 members, which is also the most common size of a household. 65% of the households had four members or more. 50% of households had one or more children under five years old and 27% of households had one or more children less than 2 years old. About 10% of the households included a person over the age of 60 years. Almost half of the members in all of the interviewed households were under the age of 18. The sex ratio was 1.05 males per 1 female. Figure 1 shows the population pyramid of household members by sex and 5 year age groups. Figure 2 shows that over half of the sample, 53% were between the ages of 15-59 years of age.



1.4 Dependency

The dependency ratio is measured to show the households' capability to generate sufficient income to meet their needs. The household members are considered dependent if unable to work because of their age and/or physical or mental limitations. Given that in Yemen people aged 15 years old are legally allowed to work, non-dependent members in the households are those between the ages of 15 and 60 years who do not need any support for daily basic activities.

Dependency ratio = number of dependents / number of non-dependents

Dependents = children < 15 + elders ≥ 60 + non-autonomous adults (15-59 years old)

Non-dependents = Autonomous adults (15-59 years old)

Results showed a mean dependency ratio of 1.4 (results ranged between 0.86 and 2), which indicated an average of 1 to 2 dependents per non-dependent member.

Households were classified into 4 categories according to their dependency ratio as follows:

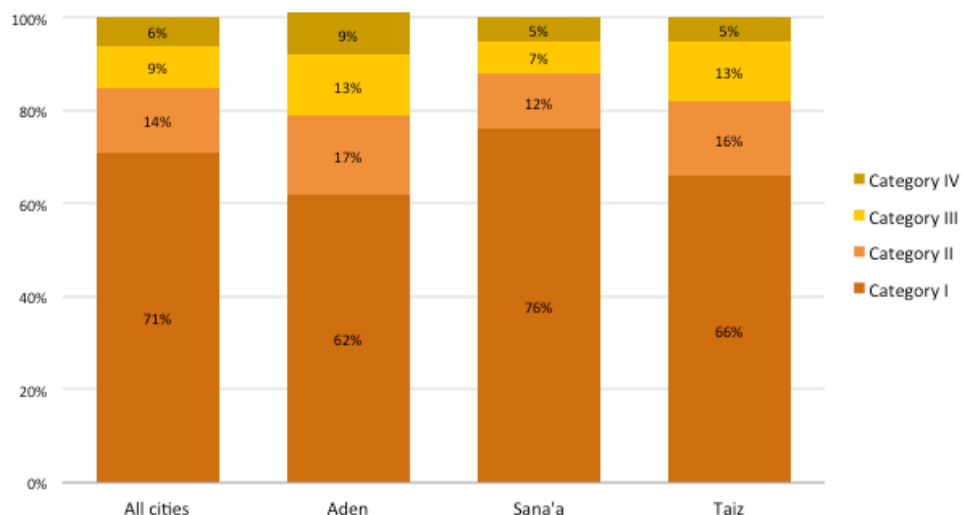
- Category I: 1 dependent or less per non-dependent member ($DR \leq 1$).
- Category II: up to 3 dependents per 2 non-dependent members ($1 < DR \leq 1.5$)
- Category III: up to 2 dependents per non-dependent members ($1.5 < DR \leq 2$)
- Category IV: more than 2 dependents per non-dependent members ($DR > 2$)

Around 71% of the households belonged to Category I, and had one dependent member or less per non-dependent member. Households under Category II represented around 14% and had 3 dependents per 2 non-dependent members.

Around 9% of the households fell under Category III, with up to 2 dependents per non-dependent members. In Category IV, 6% of households have more than two dependents per non-dependent members.

Figure 3 highlights that no significant differences were found between the three cities.

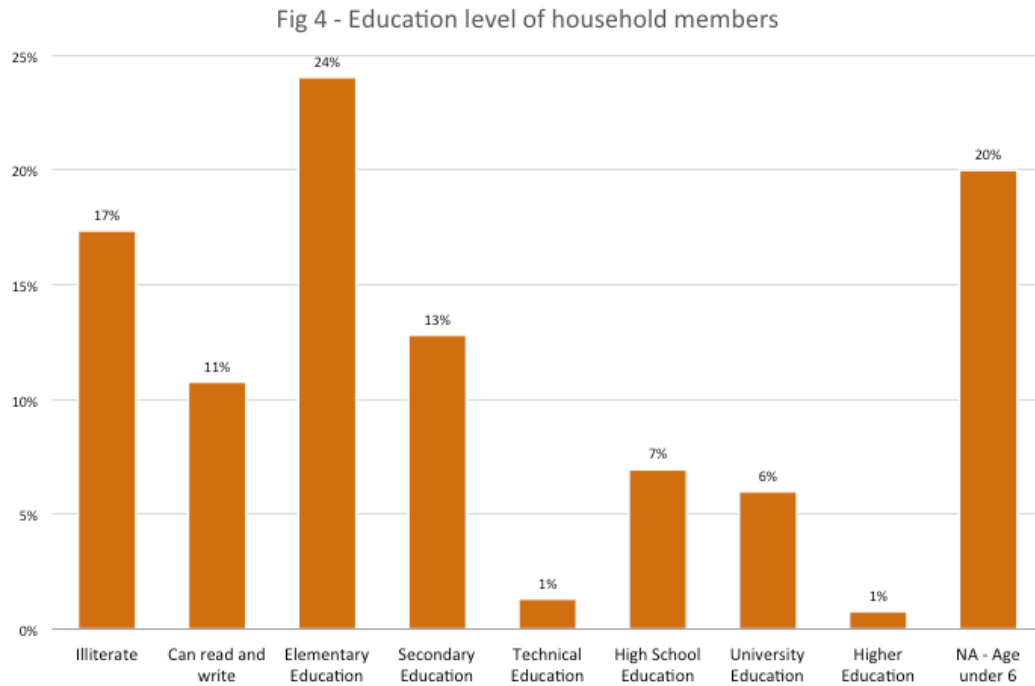
Fig 3 - Households' dependency ratio



1.5 Marital Status and Level of Education

Approximately 50% of the household members are single, while 42% are married. Only 2% of the members are widowed and around 1% are divorced or separated.

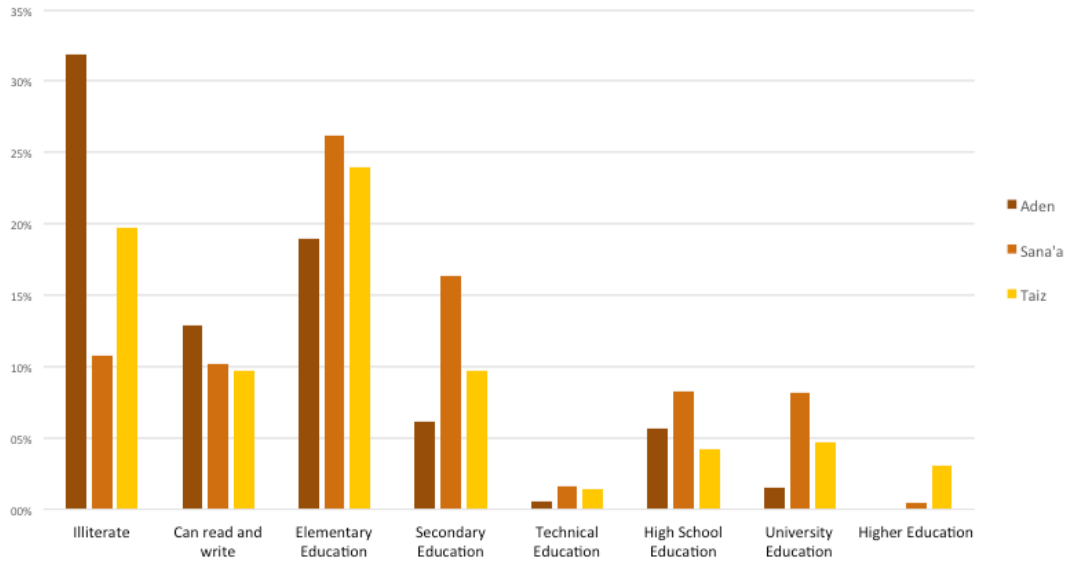
As shown in Figure 4, around 17% of the household members are illiterate; 24% completed primary education.



Only 6% of the members have university education and around 1% have a higher education level.

When comparing the education level of household members across the three cities targeted, there is a significant difference in the rate of illiteracy among household members. Figure 5 shows that in Aden, 32% of household members are illiterate, and household members clearly have lower levels of education compared to those in Sana'a and Taiz.

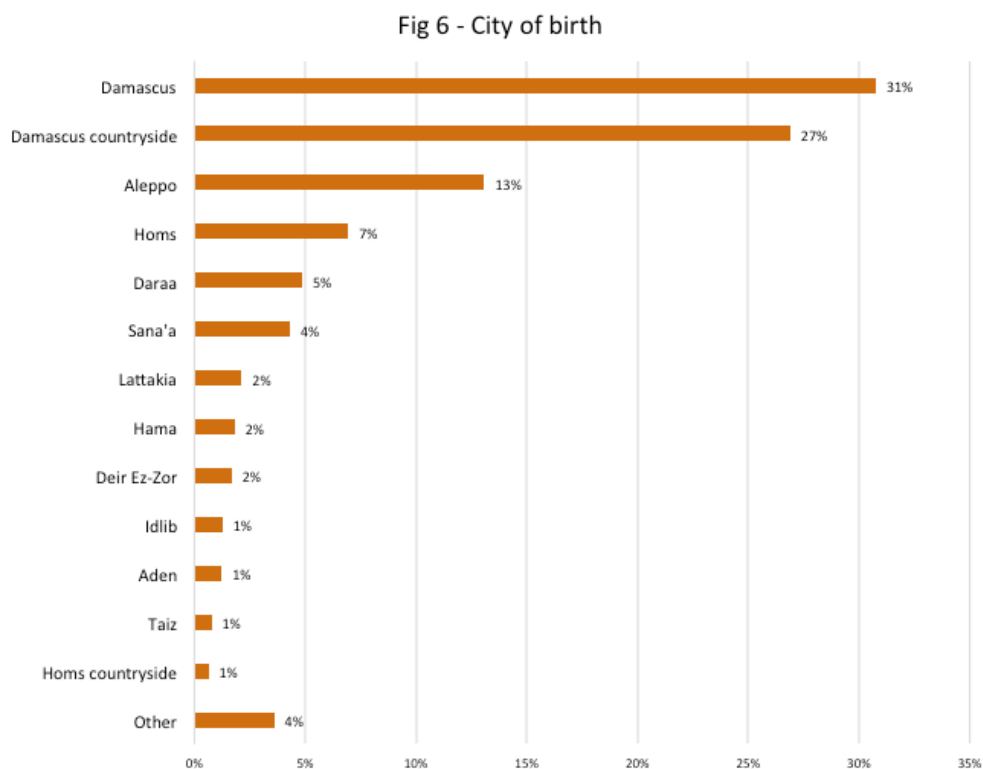
Fig 5 - Education level of household members per city



2. Displacement Profile

2.1 Area of Origin

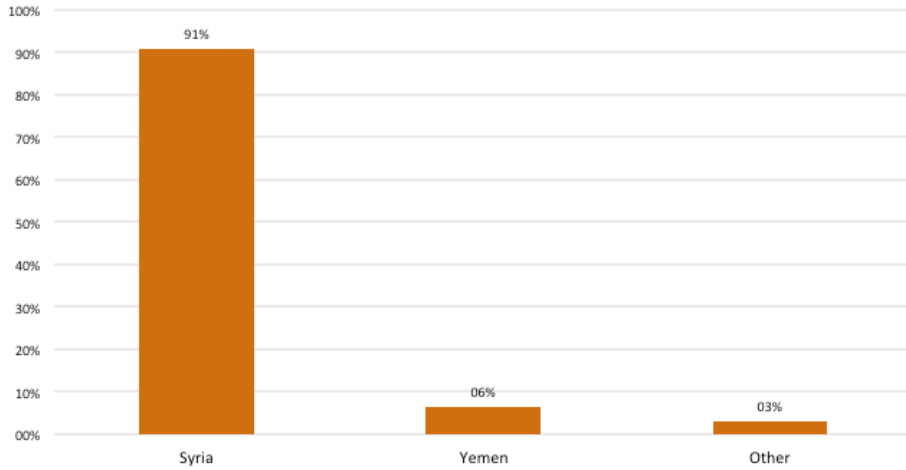
About 31% of the household members were born in Damascus and 27% in the countryside outside of Damascus. Around 4% were born in Sana'a, and 2% in Aden and Taiz cities. Figure 6 presents the distribution of city of birth of household members.



The family members born in Yemen are children who were born during the past three years of conflict while their parents were residing in Yemen.

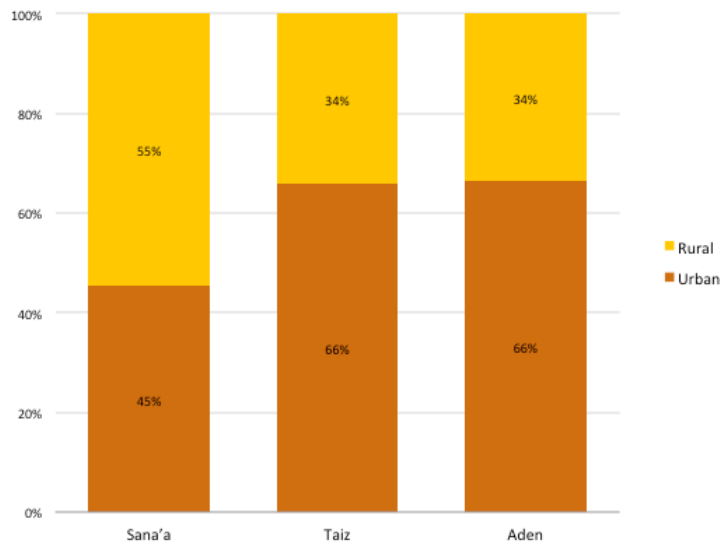
As shown in Figure 7 the majority of the household members were born in Syria (91%), while 7% were born in Yemen. A small percentage of the members were born in other countries.

Fig 7 - Country of birth



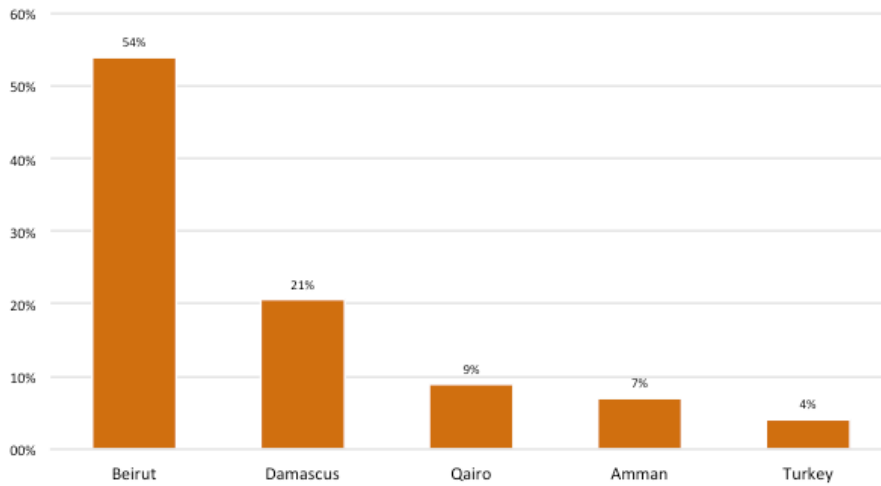
Amongst the interviewed households, 53% reported living in urban areas while residing in Syria. The distribution of urban vs. rural area of origin is shown in Figure 8.

Fig 8 - Distribution of households by place of usual residence back in Syria



About 54% of the households arrived in Yemen from Beirut while around 21% arrived directly from Damascus. Figure 9 shows the distribution of cities of departure reported by the interviewed households.

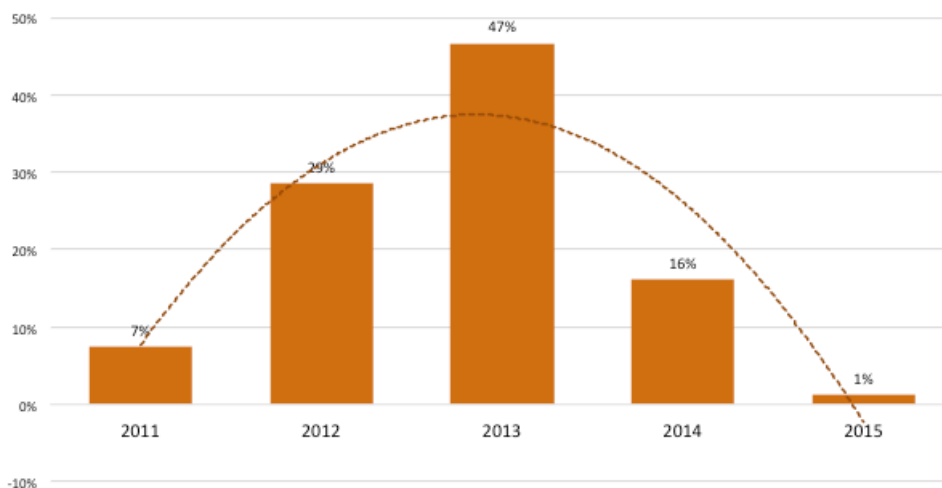
Fig 9 - City of departure of household before arriving to Yemen



A large proportion of interviewed households (47%), had departed from Syria in 2013. This figure dropped to 16% in 2014, showing a decline in the number of Syrian refugees traveling to Yemen. No significant relationship was found between the dates of departure from Syria and the current place of residence.

Almost all the interviewees (99%) mentioned that they left Syria because of the conflicts, while the remaining percentage left Syria to look for economic opportunities.

Fig 10 - Date of departure of household from Syria



2.2 Arrival in Yemen

Almost half of the interviewed households, 49%, chose to displace to Yemen because no visa is required to enter Yemen, and 25% of households travelled to Yemen to join other family members. 11% of households mentioned that they selected Yemen because they had experience living in Yemen previously.

Fig 11 - Household's year of arrival in Yemen

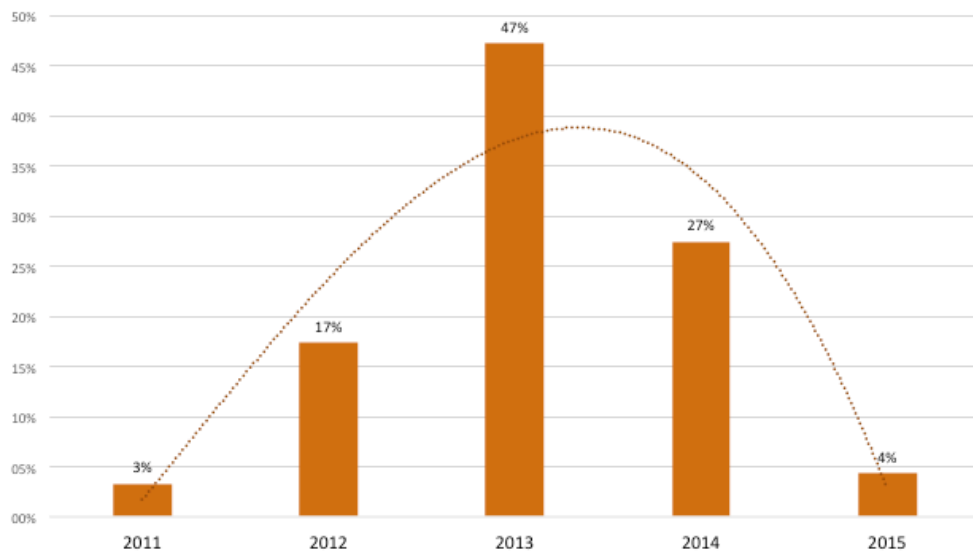
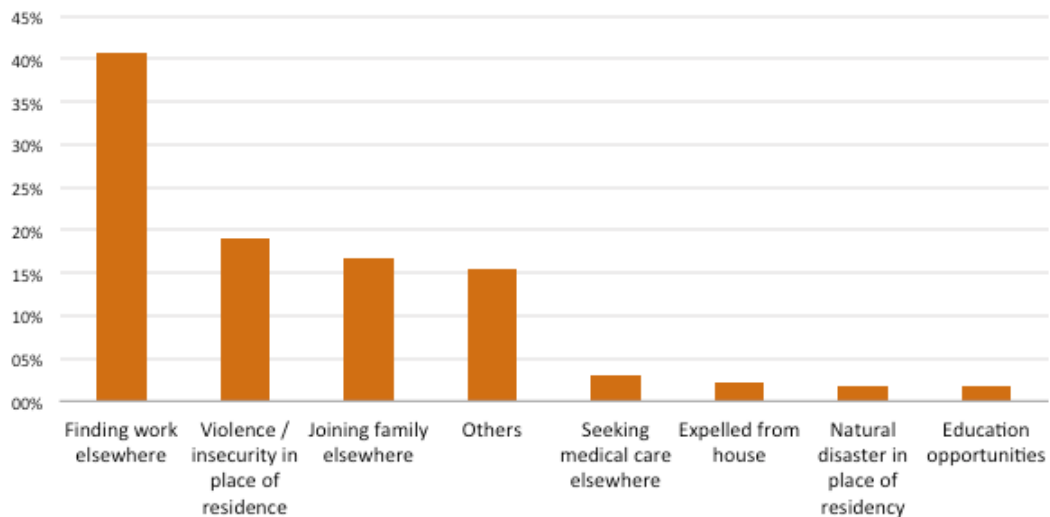


Fig 12 - Reasons to move



2.3 Migration Routes

Around 33% of the interviewed households reported moving at least one time (in- and outside Yemen) before arriving to their current residence. 10% of the households moved twice and around 2% moved three times or more. 67% of the households reported residing within the same city since their arrival in Yemen.

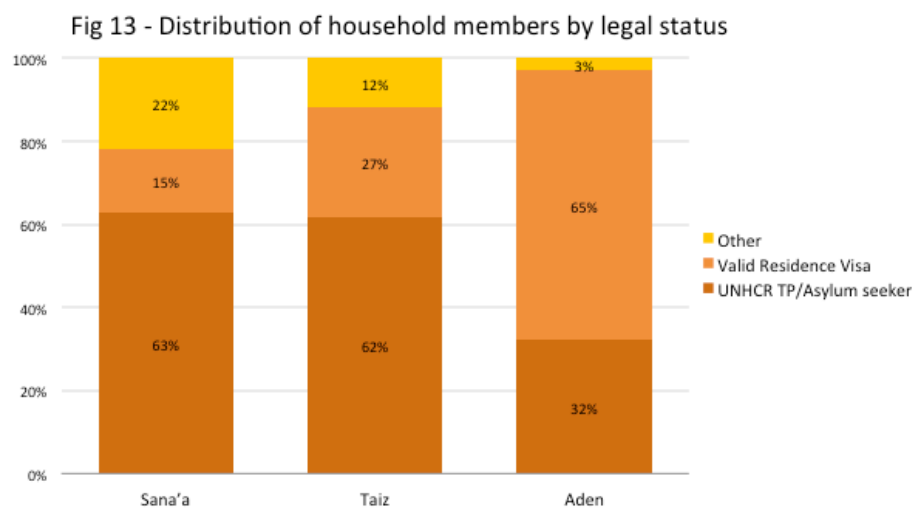
The reasons for the latest movement are mainly to find work elsewhere (34%), running away from violence in the place of residence (24%) and to join family (19%). Out of the 10% households who reported moving for the second time, the main reasons were to find work elsewhere (53%) or to join family (15%). 5% of the households mentioned that the main reason for the second movement had been because of the violence or insecurity of place of residence.

Households living in Aden and Taiz cities have on average moved three times more than the households living in Sana'a city.

As shown in Figure 12, finding work was the reason for 40% of the moves of households within Yemen. Running from violence comes as the second reason (19%).

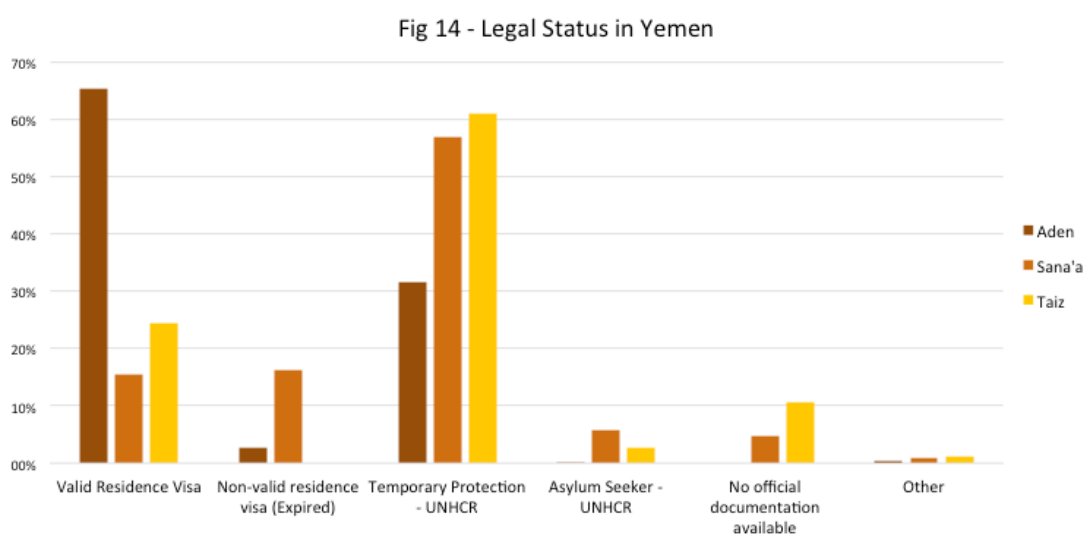
2.4 Legal Status

The sample was composed of respondents with different legal status, which varied based on their city of residence. As shown in Figure 13, over 50% of both the Sana'a and Taiz sample have the TP status from UNHCR. In Aden only 30% of the sample have the TP status.



About 32% of households had members in their family with valid residency. 53% of households mentioned possessing a temporary protection document from UNHCR. Around 5% of household members reported not having official documentation and 10% of the members said they did not have a valid visa.

As shown in Figure 14, households residing in Aden reported having a high percentage of members with valid residence visas, compared to members residing in Sana'a and Taiz. However, households residing in Sana'a and Taiz reported having higher percentages of members with Temporary Protection documents from UNHCR, compared to the members of households residing in Aden.



3. Specific Needs

3.1 Health

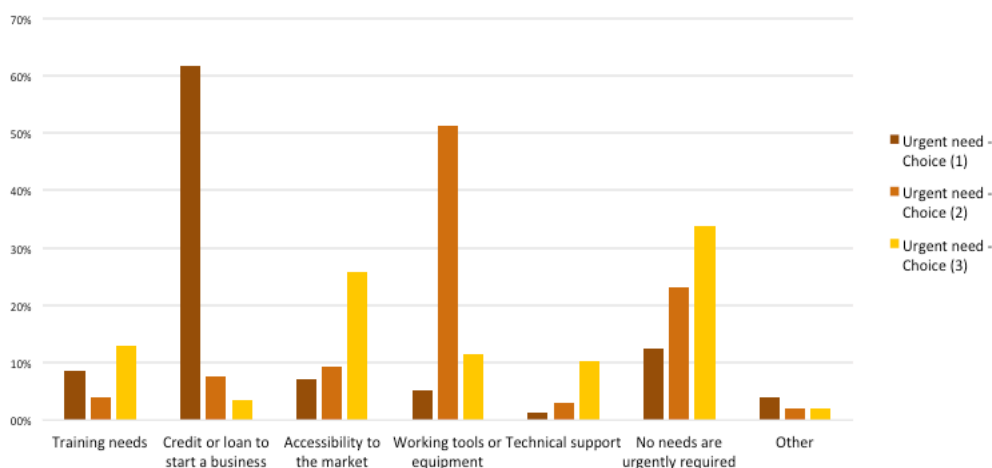
In 20% of the interviewed households, there was at least one member of working age (15-60) with a specific medical need (chronic disease, diabetes, arthritis, disability, etc.). About 34% of households included at least one pregnant or lactating woman. Only 3% of the households reported having a family member with a disability. Of these, around 69% have a physical disability, 22% a special need and 9% mental disability.

During the informant interviews, it was clearly stated that the medical condition of a family member is considered to be a big burden on the entire family. This concern stems from the fact that the medical treatment services in Syria are purely government-supported with reasonable quality of service. Medication is affordable and controlled by the government; locally produced medication is always available as an alternative to highly priced imported medicine. Concerns were noted on the medical services and costs in Yemen.

3.2 Household Needs

In relation to households' most three urgent needs, Figure 15 shows that 62% of the households reported that their most urgent need is to get credit or a loan to start a business, while only 9% of the households identified training needs as the most urgent. For households second choice urgent needs, 51% of the households identified working tools or equipment and 9% the need for market access. For households second choice urgent needs, 51% of the households identified working tools or equipment and 9% the need for market access.

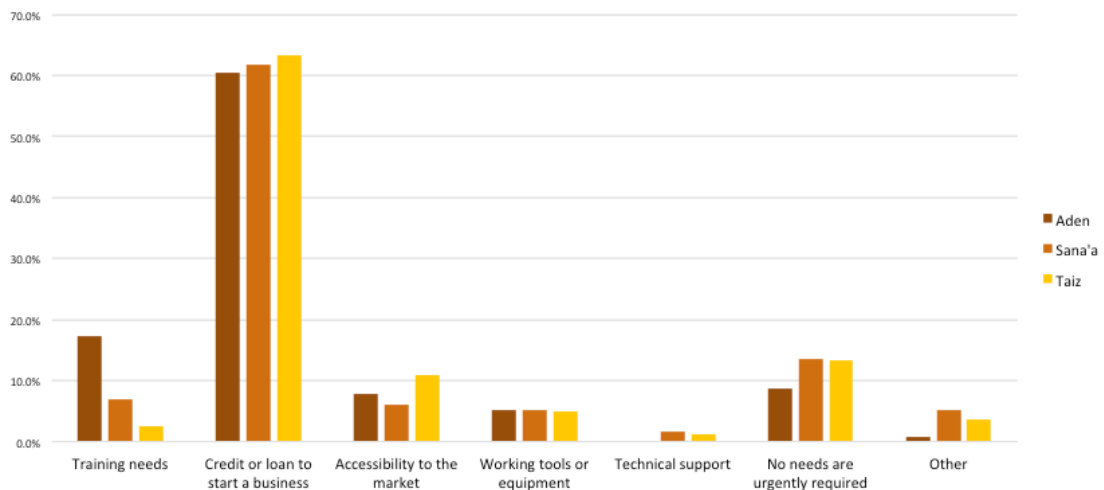
Fig 15 - Households' three most urgent needs



In support of these findings, during the informant interviews many clearly stated that Syrians in Yemen need work to provide for their families. A community leader explained that “That would be the only support they might require”. The lack of work and limited opportunities has increased the level of need had a negative impact on the self-esteem of many. Therefore, the need for a micro finance loan to start a small business or shop is stated as the first choice of identified need.

The results show that the households in the three cities targeted share the same urgent needs regardless of their city of residence. As shown in Figure 16, almost the same proportion of households in Aden, Sana’a and Taiz reported that their first urgent need is to have credit or a loan to start a business. Only training needs had a slight difference in the three cities, where 17% of the households from Aden reported to urgently need training comparing to 7% from Sana’a city.

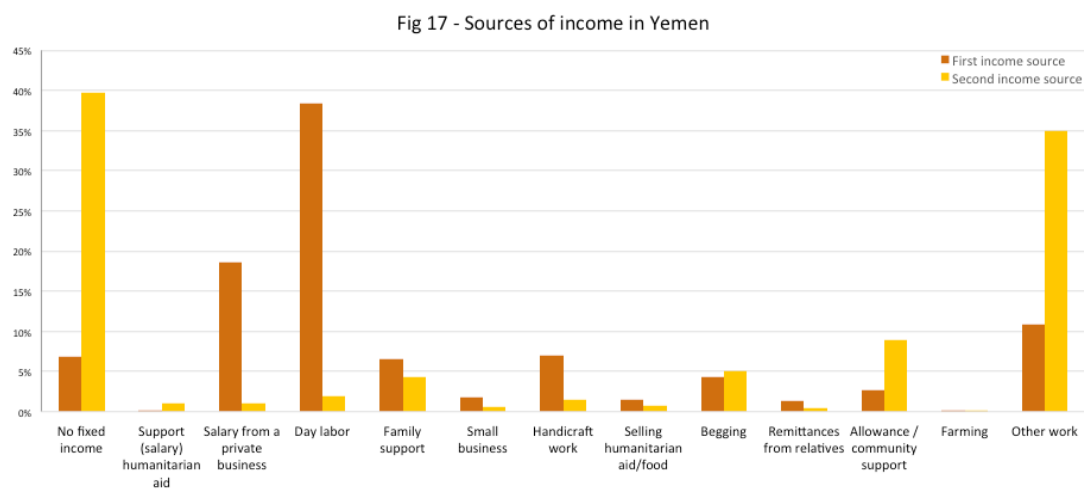
Fig 16: Household's urgent needs - Choice 1



4. Livelihoods

4.1 Income sources

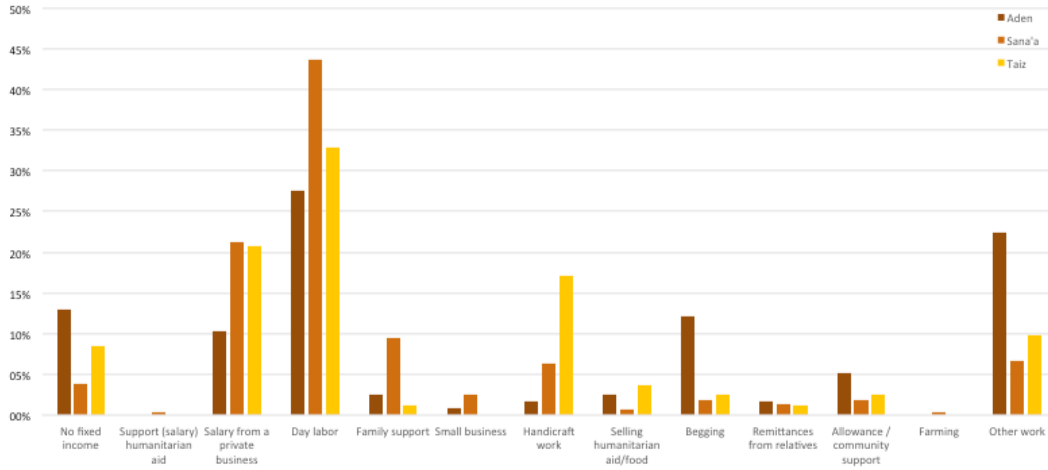
Around 38% of the interviewed households rely on daily labour as their main source of income and 19% rely on salaries they receive working for private businesses as the main source of income for the households in Yemen. The remaining proportion of households relies on support from relatives, selling handicraft works, and begging. Very few households reported having second main source of income in Yemen. Figure 17 presents first and second sources of income.



Only 19% of the surveyed sample reported having a steady income though a monthly salary, which reflects being relatively stable in their work arrangements. 38% of the sample population rely on income from a daily labour constantly feel insecure and risk not being able to provide for their families if they are unable to work for a day or two.

As shown in Figure 18, in Aden more households lack a source of income compared to the households in the other two cities.

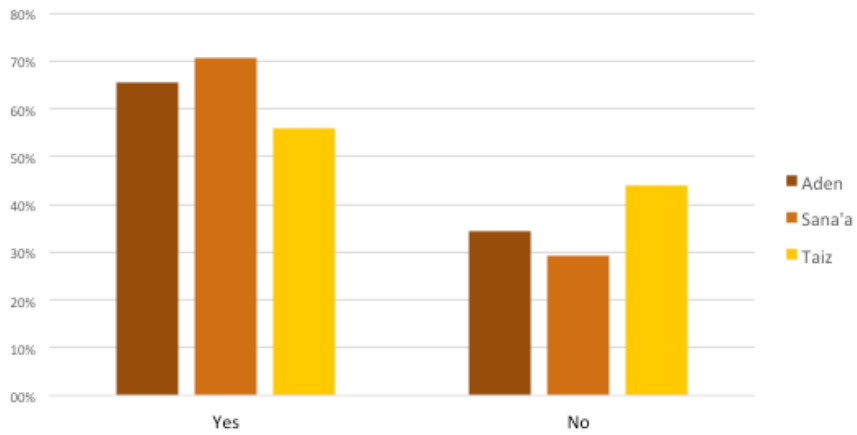
Fig 18 - First source of income in Yemen



4.2 Assistance

Upon arrival in Yemen, nearly 67% of households received assistance from different local and international humanitarian organisations. As shown in Figure 19, the percentage of households residing in Taiz city who did not receive assistance is higher than the households residing in Sana'a and Aden.

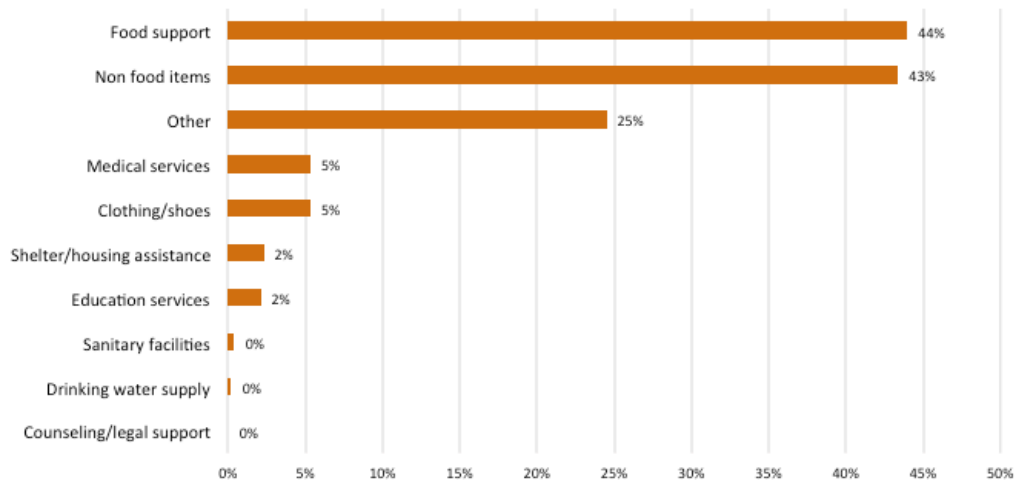
Fig 19 - Receiving assistance in Yemen



Based on the key informant interviews, the majority of Syrians arriving in Yemen reported having received some kind of assistance from either local individuals or organisations. Some households gratefully reported being hosted in a Yemeni home for months.

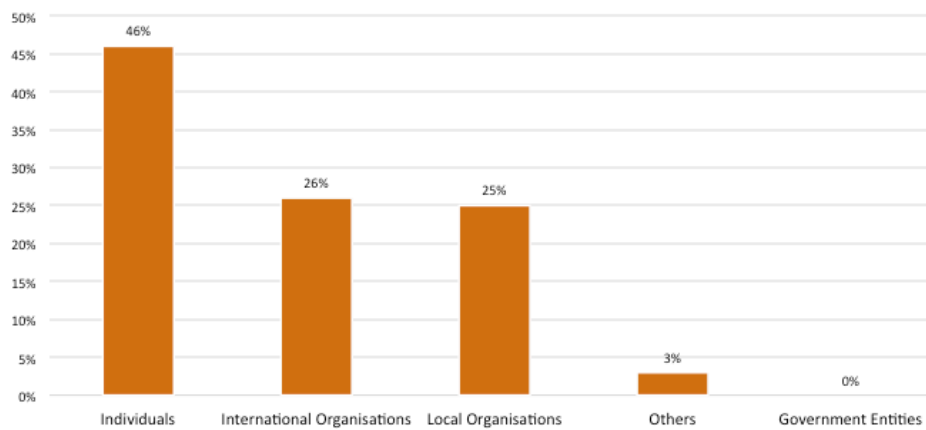
The type of assistance received included food items (44%), non-food items (43%), cash assistance (24%) and medical services (5%).

Fig 20 - Type of Assistance Received



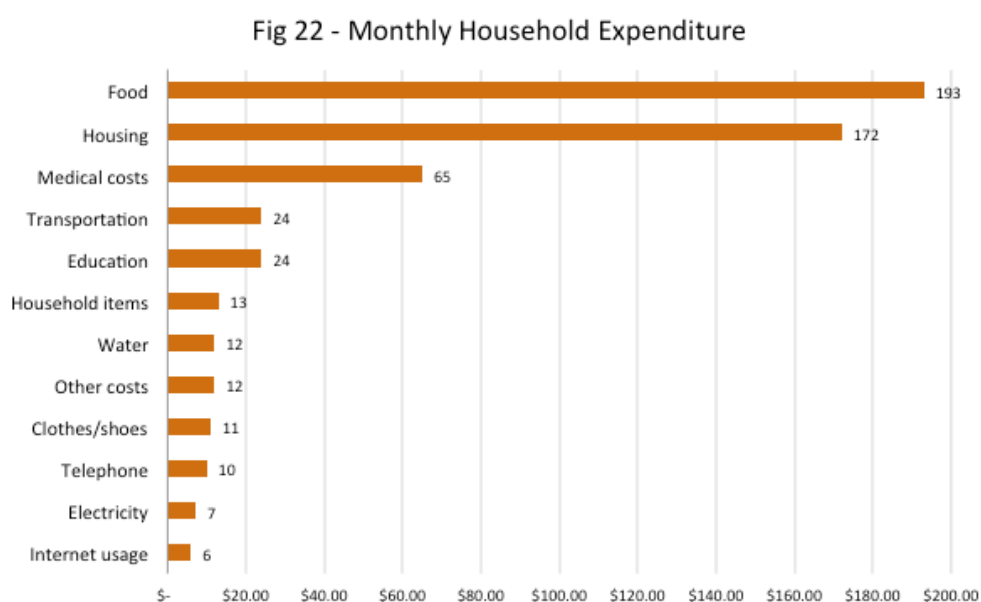
26% of the interviewed households reported that they received assistance from international organisations, while the largest portion of assistance was received from individuals.

Fig 21 - Source of Assistance



4.3 Expenditure

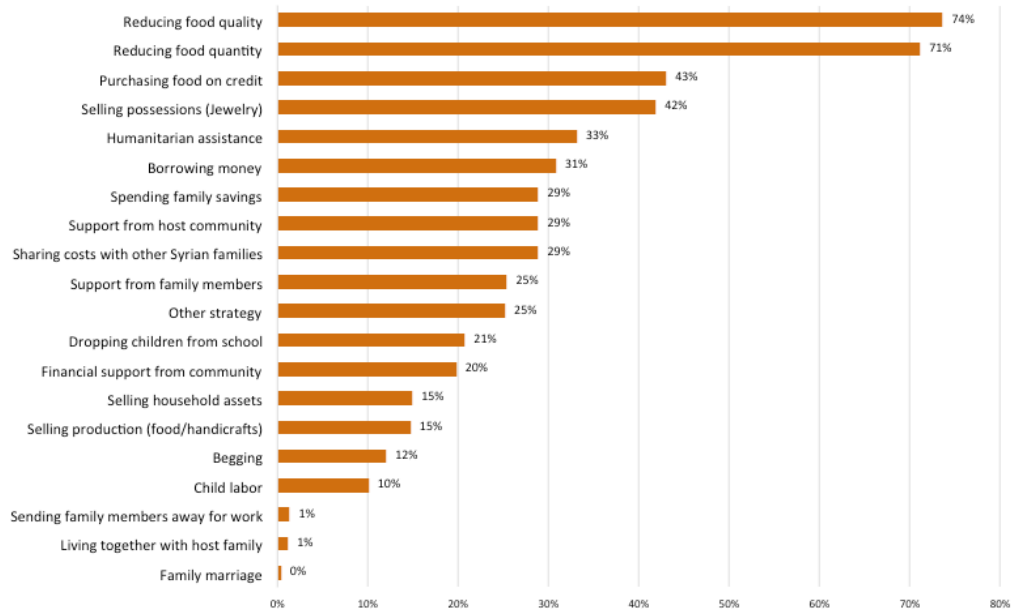
On average, the household expenditure was USD 544 per month. 35% of this amount was spent on food, nearly USD 175 on rent and USD 65 on healthcare. The households spent an average of USD 45 per person per month on food. Figure 20 shows the reported monthly household expenditure stated in USD.



4.4 Coping Strategies

Around 92% of the interviewed households adopt coping strategies. 79% of those reported adopting food-related coping strategies consisting in reducing the frequency of meals and relying on less preferred food. Figure 21 shows that common non-food coping strategies are buying food on credit (43%), selling of family possessions (42%), borrowing money (31%) and spending family savings (29%), while 10% of the households reported having children work as a coping strategy.

Fig 23 - Coping Strategies

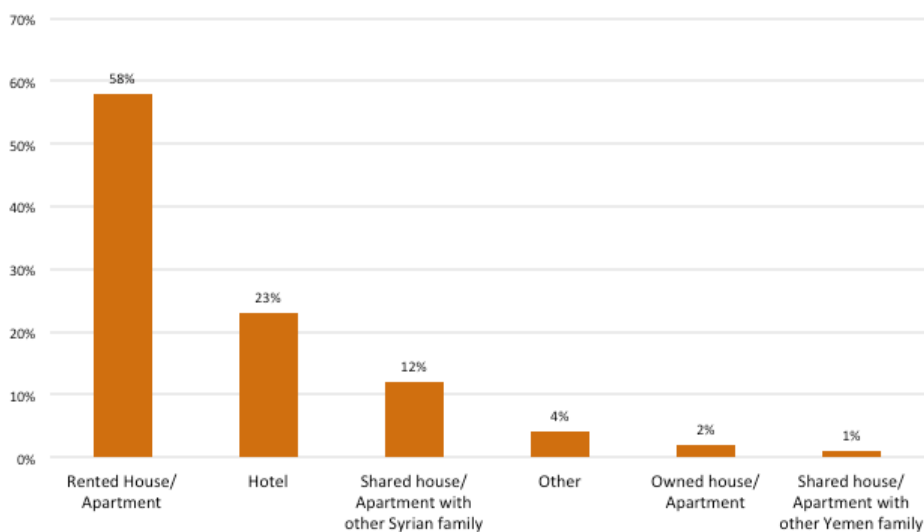


5. Housing and Amenities

5.1 Dwelling

93% households reported paying rent for housing. 58% of households live in independent housing and 12% of the households share the house/apartment with other Syrian households. 23% of the interviewed households live in hotels. 79% of the interviewed households reported sharing the bathroom with other households.

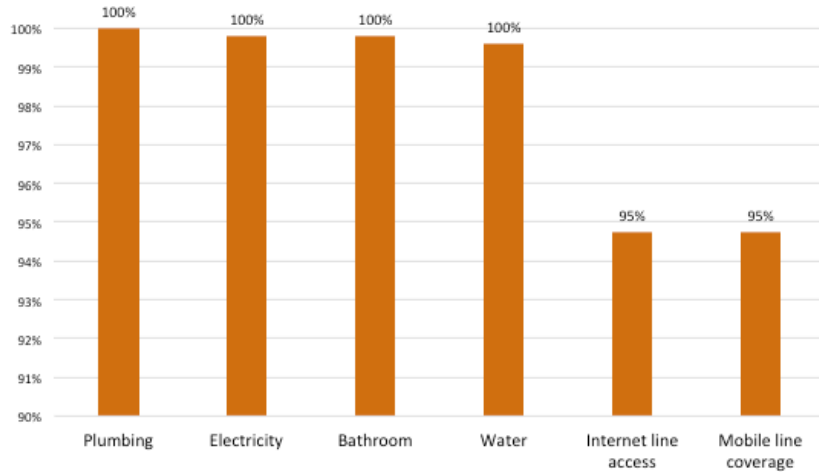
Fig 24 - Type of Dwelling



5.2 Utilities and Services

Almost all households interviewed reported having electricity, water, plumbing, and bathroom in their dwelling. Around 95% of households have home internet access. The same percentage of households reported having cell phone coverage. 68% of the interviewed households reported having at least one family member using the internet or having access to it.

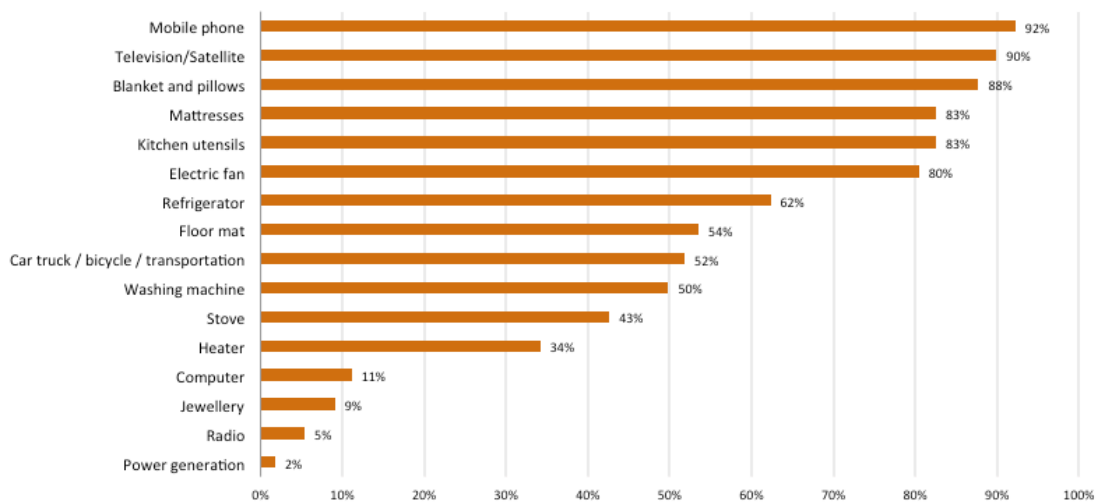
Fig 25 - Households Utilities & Services



5.3 Household Assets

The majority of the interviewed households own a mobile phone. 92%, and 88% own blankets and mattresses. About 62% of households own refrigerators and 42% own gas stoves, while only 11% of households own computers. Around 89% of the households own TV and satellites and about half of the households own transportation vehicles. Figure 26 below shows the reported households' assets statistics.

Fig 26 - Household Assets

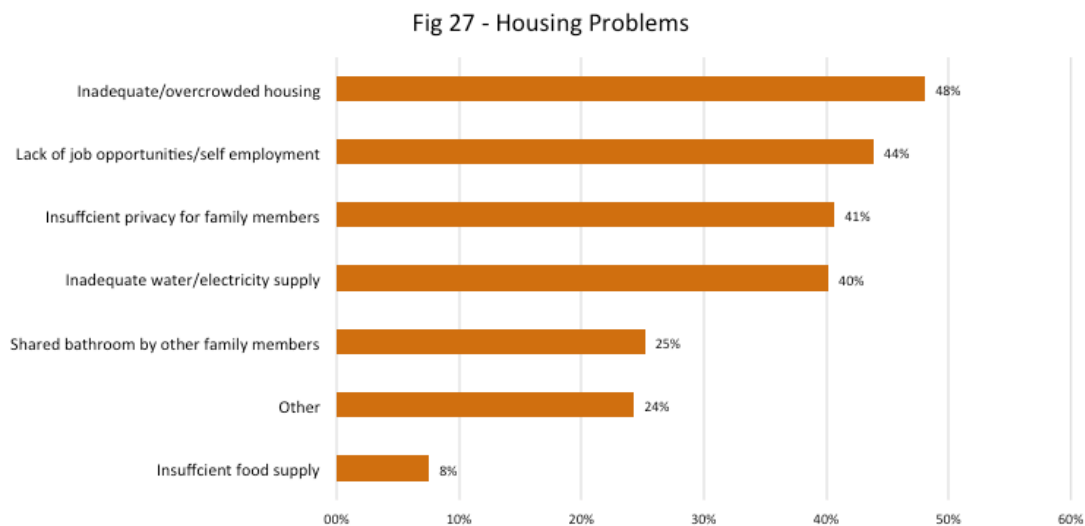


5.4 Housing Problems

41% of the interviewed households reported having problems while living in their current residence. About half of the households find their housing inadequate or overcrowded and 40% reported facing problems with the housing because of the inadequate supplies for water and electricity. 25% did not like sharing the bathroom with other families in the housing. 24% of households reported that they couldn't afford the rent. 44% of the households do not like the area in which their housing is located because of the lack of job opportunities and self-employment.

There are 1,024 occupied rooms for 2,201 persons of the 514 surveyed households, which makes the crowding index as 1 living room for 2 people.

There is a significant difference between the housing crowding index for the households in the three cities: the crowding index in Aden city is 1 room for 3 people, and 1 room for 2.2 people in Taiz, while in Sana'a is 1 room for 2 people.



6. Education

6.1 Level of Education

About 21% of the interviewed households included at least one family member with a high school level of education or higher. 37% of households have at least one member in elementary or secondary education level, while 26% have at least one illiterate member. Around 19% of household members were between the ages 15-25, and 88% of those members can read and write.

6.2 School Attendance

About 57% of the children are of school age. However 33% of the children between 6 and 17 years do not regularly attend school. The main reasons why children are not going to school are:

- No need/not allowed (27%)
- Need to work (18%), almost the same percentage for both children of primary school and secondary school ages.
- Lack of documentation (12%)
- Discrimination (8%)

Answers importantly revealed that children between 6 -11 years have a school dropout rate almost double that of children between 12 -17 years because of feelings of discrimination.

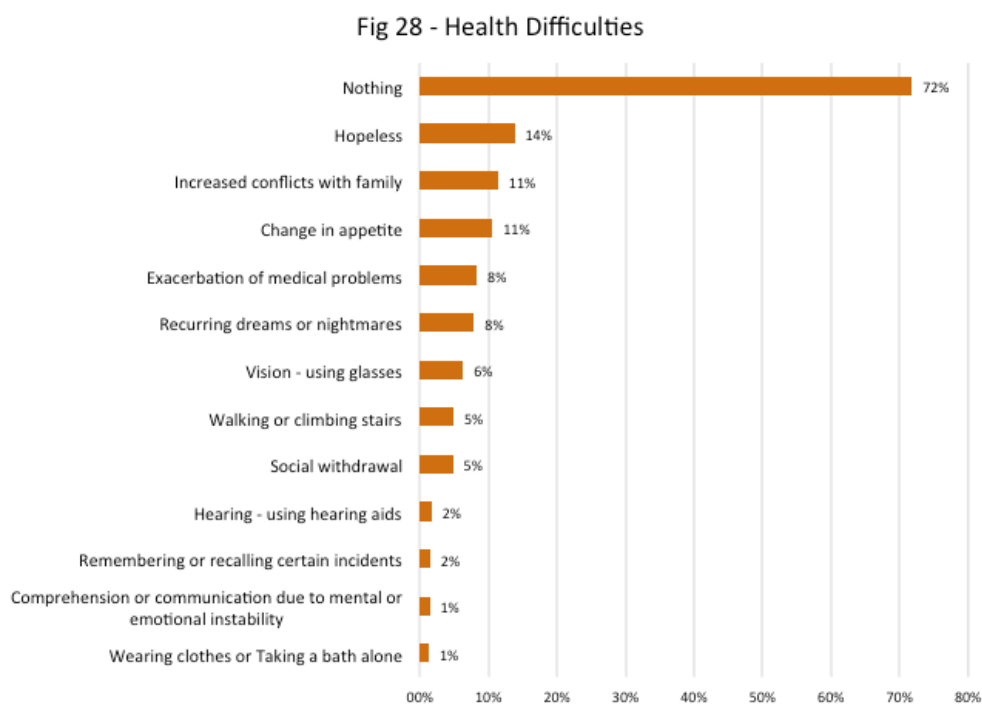
7. Health and Nutrition

7.1 Health Condition

About 24% of the households interviewed reported having at least one household member with a physical injury, the member's life depending on medication, or the member having psychosocial issues. Nearly 23% of children of less than 2 years of age did not receive vaccinations. About 34% of households had at least one pregnant or lactating woman. Only 3% of the households reported having a family member with a disability.

7.2 Health Difficulties

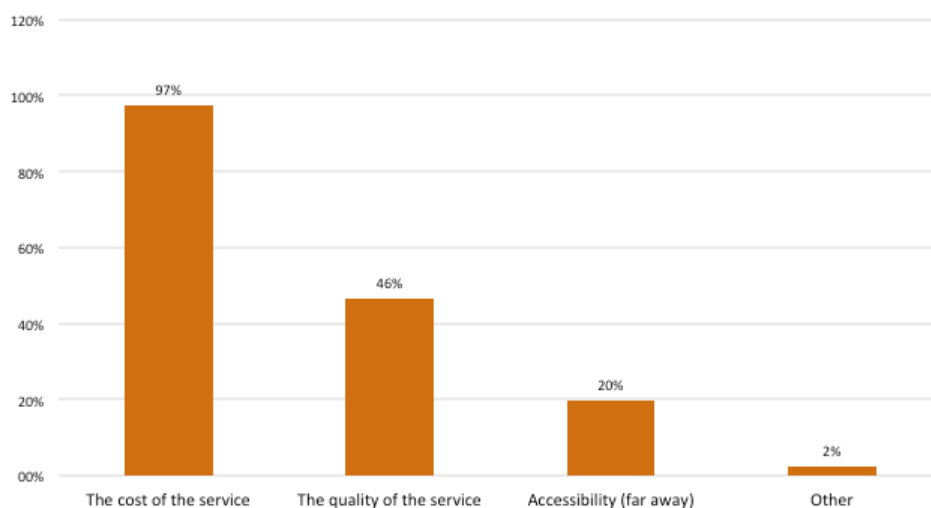
In 28% of the households, at least one member reported having a health difficulty. 13% of those members reported feelings of hopelessness, and 11% said having temper control problems and experiencing increased conflicts with family members. Figure 28 below summarises the findings for the interviewed households' members.



7.3 Health Services

Around 72% of the interviewed households reported visiting a health facility during the last 6 months. Reasons for visiting the health facility are for treatment of communicable diseases (29%), treatment of chronic diseases (26%), women’s care (21%) and general health inquiries (11%). Around 80% of these households reported facing problems while visiting the health facility. 97% of those households consider the cost of health services as a problem, while 46% consider the quality of the health services to be a problem when visiting health facilities.

Fig 29 - Medical Service Problems



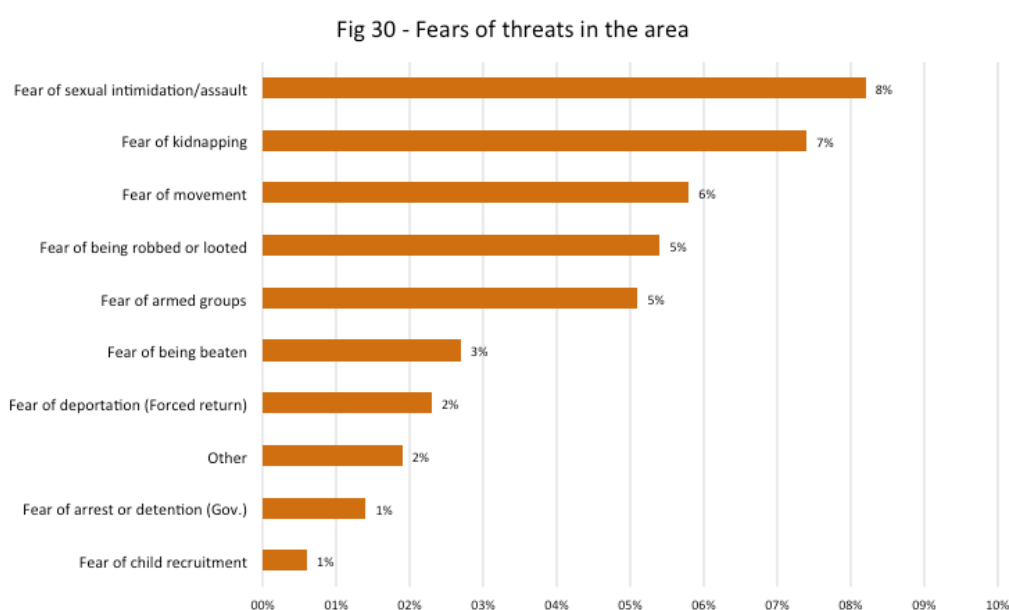
7.4 Nutrition

Only 9% of the interviewed households reported having had three meals the day before the interview while 54% reported having had two meals and 37% reported having had one meal. Around 60% of the households skipped one meal or more during the week before the day of the interview. 68% of the interviewed households do not consider their food intake to be healthy and nutritionally balanced.

8. Protection

8.1 Safety and Security

Nearly 30% of the interviewed households said that they do not feel safe living in Yemen. 17% of the interviewed households reported that at least one family member has felt threatened by a person or a group in the areas where the household lives. Figure 30 shows that 8% of the households reported that they do not feel safe in the area because of the fear of sexual intimidation/assault, 7% for the fear of kidnapping, while only 1% reported fear of arrest or detention by the government.



Around 15% of the households reported having been forced to live in the streets. 65% of those households lived in the streets in Syria and 17% in the streets in Yemen. 16% of these households reported having been forced to live in the streets in more than one country including Syria, Jordan, Lebanon or Turkey.

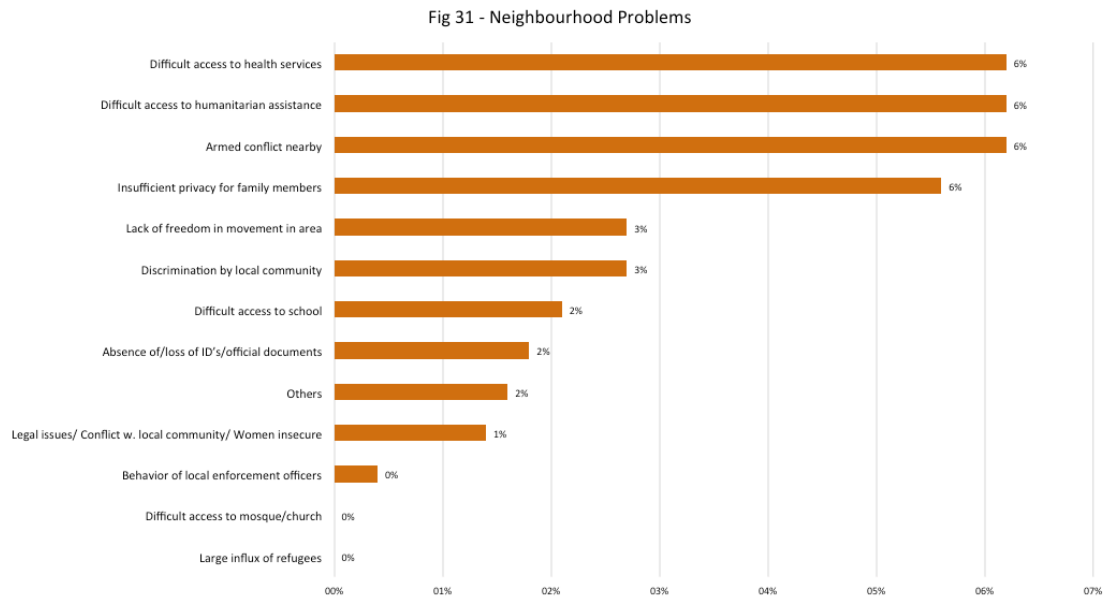
8.2 Conflict Injuries

Only 2% of the interviewed households have a member who has been physically injured because of conflicts. 12% of households reported having at least one member affected physiologically because of the conflicts. 90% of the physical injuries occurred in Syria, while only 8% occurred in Yemen. 60% of the physiologically affected cases happened because of conflicts occurring while in Syria and 30% occurring while in Yemen.

8.3 Neighbourhood Problems

20% of the interviewed households report facing problems while living in their current neighbourhoods. 6% of these households claim that armed conflict nearby the neighbourhood is a real problem. 6% says that they face problems accessing humanitarian assistance while living in this neighbourhood, while the same percentage of households stresses difficulties in accessing health services in the neighbourhood.

Around 5% of households reported insufficient privacy for family members in their neighbourhood.



CONCLUSIONS AND RECOMMENDATIONS

The profiling study targeted conflict affected and displaced Syrians in Yemen, in order to provide the humanitarian actors with a detailed analysis of the demographic characteristics (disaggregated by age and sex) of Syrians, the extent of their needs and the best ways to address them.

This report can be used to build an empirical base for UN agencies, INGOs and NGOs in Yemen to help design and improve programming and advocacy for further interventions aimed at the conflict affected Syrian community in Yemen.

However, due to the changing political environment and security concerns in Yemen, the situation of the Syrian community living in Yemen most likely already changed by the time of the publication of this report because of instability in the country. Therefore, it is highly recommended that the situation of Syrians in Yemen be monitored on a regular basis. This will help in identifying the current needs along with the internal movement trends, the impact on the host community and the local environment.

Displaced and conflict affected Syrian households face particular challenges in terms of specific needs of livelihoods, housing and amenities, education, health and nutrition and protection. It is therefore recommended that specific programmes and strategies are developed to target displaced Syrians in Yemen. The below programming and advocacy recommendations are addressed to UN agencies and INGOs:

Livelihoods

The respondents overwhelmingly identified access to credit or loans as the top urgent need. Moreover, a large proportion of them do not have a sustainable or second source of household income. It is recommended to facilitate access or better access for the Syrian community members to loans and small grants, in order to help them establish themselves and secure more permanent livelihoods.

Housing and Amenities

Respondents reported various degrees of housing insecurity and problems, as a large proportion of households live in hotels or experience various problems in terms of housing conditions. Programmes should be developed that are targeted at improving access to housing, and there should be improved access to information about housing for new arrivals to Yemen. Further research is needed to determine why families prefer to stay in hotels to the apartment buildings offered by local authorities and NGOs.

Education

Access to education is a concern for the children of conflict affected Syrians. Discrimination was identified as an important reason for not attending school. Community-based organisations should identify schools near Syrian communities and advocate for the admission of Syrian children into the schools; along with strengthening engagement with these schools and the local communities to raise awareness and address issues with discrimination. Community-based Organisations should also promote education to the Syrian households. In addition, organisations should improve their assistance support to cover school materials, and daily cash support for households who cannot cover education fees for their children.

Protection

A large proportion of Syrians reported not feeling safe in Yemen. Community leaders should be trained on protection issues and the appropriate responses when encountering them, so that they can inform communities, and raise awareness on issues such as begging in the streets, early marriage, etc.

The Syrian community is also not aware of the services that are available to them. Community leaders should be informed so they can raise community awareness about the targeted services available to them.

Health

A large share of Syrians households mentioned health issues faced by household members, and problems accessing health services. Support for those who cannot afford to access health services should be put in place. In relation to women and children, more psychosocial support mechanisms are needed. At the moment, there are little or no psychosocial interventions.

ANNEX: SURVEY QUESTIONNAIRE

Profiling of Conflict affected Syrians in Sana'a, Taiz, and Aden February 2015

C1.	Governorate
C2	District
C3.	Date
C4.	Assessor Name:
C5.	Assessor Code:
C6.	Supervisor Name:
C7.	Supervisor Code:
C8.	GPS Coordination:
C9.	start time
C10.	end time
C11	interview status
C12	Name of Interviewee

Bio Data Information

BDI1	Occupation/Job in Syria:	<input style="width: 80%;" type="text"/>
BDI2	Occupation/Job in Yemen:	<input style="width: 80%;" type="text"/>
BDI3	Current Address	<input style="width: 80%;" type="text"/>
BDI4	Cell Phone:	<input style="width: 80%;" type="text"/>
BDI4_1	Other Phone :	<input style="width: 80%;" type="text"/>
BDI5	if the year before 2011 do not continue the survey Date of Departure from Syria:	Month <input style="width: 40%;" type="text"/> Year <input style="width: 40%;" type="text"/>
BDI6	City of Departure before arriving Yemen:	Damascus 1 Beirut 2 Amman 3 Turkey 4

BDI6_1		Other Other Specify <input type="text"/>	5
--------	--	---	---

BDI7	First City of arrival in Yemen:	Sana'a	1
BDI7_1		Aden	2
		Other	3
		Other ,Specify <input type="text"/>	
BDI8	Mode of Arrival	Air	1
		Land	2
		Sea	3
BDI9	Have you visited Yemen before?	Yes	Skip to BDI11
		No	
BDI10	When was your visit:	Year <input type="text"/>	
BDI11	What was the main reason for leaving Syria?	Conflict in Syria	1
		To join other family members	2
		Economic Opportunities	3
		Other reasons	4
BDI11_1		Other, Specify <input type="text"/>	
BDI12	Why did you choose Yemen and not another country?	No entry visa required	1
		Other family members reside in Yemen	2
		Have previous experience living in Yemen	3
BDI12_1		Other reasons, Other (specify) <input type="text"/>	4

Livelihood and coping strategies

LCS3 LCS3_1 LCS3_2 LCS3_3 LCS3_4 LCS3_5 LCS3_6 LCS3_7 LCS3_8 LCS3_9 LCS3_10 LCS3_11 LCS3_12	How much money did your household spend last month on the following amenities:	<table border="0"> <tr> <td>Housing:</td> <td><input type="text"/></td> <td>1</td> </tr> <tr> <td>Electricity</td> <td><input type="text"/></td> <td>1</td> </tr> <tr> <td>Water</td> <td><input type="text"/></td> <td>1</td> </tr> <tr> <td>Telephone</td> <td><input type="text"/></td> <td>1</td> </tr> <tr> <td>Internet Usage</td> <td><input type="text"/></td> <td>1</td> </tr> <tr> <td>Medical costs</td> <td><input type="text"/></td> <td>1</td> </tr> <tr> <td>Household items</td> <td><input type="text"/></td> <td>1</td> </tr> <tr> <td>Clothes/shoes</td> <td><input type="text"/></td> <td>1</td> </tr> <tr> <td>Education</td> <td><input type="text"/></td> <td>1</td> </tr> <tr> <td>Transportation</td> <td><input type="text"/></td> <td>1</td> </tr> <tr> <td>Food</td> <td><input type="text"/></td> <td>1</td> </tr> <tr> <td>Other costs</td> <td><input type="text"/></td> <td>1</td> </tr> </table>	Housing:	<input type="text"/>	1	Electricity	<input type="text"/>	1	Water	<input type="text"/>	1	Telephone	<input type="text"/>	1	Internet Usage	<input type="text"/>	1	Medical costs	<input type="text"/>	1	Household items	<input type="text"/>	1	Clothes/shoes	<input type="text"/>	1	Education	<input type="text"/>	1	Transportation	<input type="text"/>	1	Food	<input type="text"/>	1	Other costs	<input type="text"/>	1
Housing:	<input type="text"/>	1																																				
Electricity	<input type="text"/>	1																																				
Water	<input type="text"/>	1																																				
Telephone	<input type="text"/>	1																																				
Internet Usage	<input type="text"/>	1																																				
Medical costs	<input type="text"/>	1																																				
Household items	<input type="text"/>	1																																				
Clothes/shoes	<input type="text"/>	1																																				
Education	<input type="text"/>	1																																				
Transportation	<input type="text"/>	1																																				
Food	<input type="text"/>	1																																				
Other costs	<input type="text"/>	1																																				
LCS4	Upon arrival to Yemen, have you received any assistance?	<table border="0"> <tr> <td>Yes</td> <td></td> <td>1</td> </tr> <tr> <td>No</td> <td>Skip to LCS7</td> <td>0</td> </tr> </table>	Yes		1	No	Skip to LCS7	0																														
Yes		1																																				
No	Skip to LCS7	0																																				
LCS5 LCS5_1 LCS5_2 LCS5_3 LCS5_4 LCS5_5 LCS5_6 LCS5_7 LCS5_8 LCS5_9 LCS5_10 LCS5_10.1	If yes, what type of assistance did you receive ?	<table border="0"> <tr> <td>Shelter/housing assistance</td> <td><input type="text"/></td> <td>1</td> </tr> <tr> <td>Food support</td> <td><input type="text"/></td> <td>1</td> </tr> <tr> <td>Non food items</td> <td><input type="text"/></td> <td>1</td> </tr> <tr> <td>Clothing/shoes</td> <td><input type="text"/></td> <td>1</td> </tr> <tr> <td>Drinking water supply</td> <td><input type="text"/></td> <td>1</td> </tr> <tr> <td>Sanitary facilities</td> <td><input type="text"/></td> <td>1</td> </tr> <tr> <td>Medical services</td> <td><input type="text"/></td> <td>1</td> </tr> <tr> <td>Education services</td> <td><input type="text"/></td> <td>1</td> </tr> <tr> <td>Counseling/legal support</td> <td><input type="text"/></td> <td>1</td> </tr> <tr> <td>Other</td> <td><input type="text"/></td> <td>1</td> </tr> <tr> <td>Other, specify:</td> <td><input type="text"/></td> <td></td> </tr> </table>	Shelter/housing assistance	<input type="text"/>	1	Food support	<input type="text"/>	1	Non food items	<input type="text"/>	1	Clothing/shoes	<input type="text"/>	1	Drinking water supply	<input type="text"/>	1	Sanitary facilities	<input type="text"/>	1	Medical services	<input type="text"/>	1	Education services	<input type="text"/>	1	Counseling/legal support	<input type="text"/>	1	Other	<input type="text"/>	1	Other, specify:	<input type="text"/>				
Shelter/housing assistance	<input type="text"/>	1																																				
Food support	<input type="text"/>	1																																				
Non food items	<input type="text"/>	1																																				
Clothing/shoes	<input type="text"/>	1																																				
Drinking water supply	<input type="text"/>	1																																				
Sanitary facilities	<input type="text"/>	1																																				
Medical services	<input type="text"/>	1																																				
Education services	<input type="text"/>	1																																				
Counseling/legal support	<input type="text"/>	1																																				
Other	<input type="text"/>	1																																				
Other, specify:	<input type="text"/>																																					
LCS6 LCS6_1	If yes, Who provided you with this assistance? (list all those mentioned)	<table border="0"> <tr> <td>Government</td> <td><input type="text"/></td> <td>1</td> </tr> </table>	Government	<input type="text"/>	1																																	
Government	<input type="text"/>	1																																				

LCS6_2		entities	
LCS6_3		International Organizations	1
LCS6_4		Local Organizations	1
LCS6_5		Individuals	1
LCS6_5.1		Others: Others(Specify) <input type="text"/>	1
LCS7	What strategies do you use to make a living in Yemen? (list all those mentioned)		
LCS7_1		Living together with host family	1
LCS7_2		Sharing costs with other Syrian families	1
LCS7_3		Support from family members	1
LCS7_4		Support from host community	1
LCS7_5		Humanitarian assistance	1
LCS7_6		Family marriage	1
LCS7_7		Sending family members away for work	1
LCS7_8		Selling possessions (Jewelry)	1
LCS7_9		Spending family savings	1
LCS7_10		Selling household assets	1
LCS7_11		Selling production (food or handicrafts)	1
LCS7_12		Borrowing money	1
LCS7_13		Receiving financial support from community (Syrian, Yemeni)	1
LCS7_14		Purchasing food on credit	1

LCS7_15		Reducing food quantity	1
LCS7_16		Reducing food quality	1
LCS7_17		Dropping children from school	1
LCS7_18		Child labor	1
LCS7_19		Begging	1
LCS7_20		Other strategy	1
LCS7_20.1		Other strategy,Specify	<input type="text"/>
LCS9	What was the first source of income or household gain for you and your family while you were in Syria?	No fixed income	1
		Governmental Job Support (salary)	2
		humanitarian aid	3
		Salary from a private business	4
		Day labor	5
		Family support	6
		Small business	7
		Handicraft work	8
		Selling humanitarian aid/food	9
		Begging	10
		Remittances from relatives	11
		Allowance /community support	12
		Credit allowance	13
		Farming	14
		Other work	15
LCS9.1		Other work, Specify:	<input type="text"/>
LCS10	What was the second source of income or household gain for you and your family while you were in Syria?	No fixed income	1

LCS10.1		Governmental Job 2 Support (salary) humanitarian aid 3 Salary from a private business 4 Day labor 5 Family support 6 Small business 7 Handicraft work 8 Selling humanitarian aid/food 9 Begging 10 Remittances from relatives 11 Allowance /community support 12 Credit allowance 13 Farming 14 Other work 15 Other work, Specify: <input data-bbox="1201 1245 1358 1323" type="text"/>
LCS11	What is the first source of income for household gain for you and your family in Yemen?	No fixed income 1 Governmental Job 2 Support (salary) humanitarian aid 3 Salary from a private business 4 Day labor 5 Family support 6 Small business 7 Handicraft work 8 Selling 9

LCS12.1		Farming	1
			4
		Other work	1
			5
		Other work, Specify:	<input type="text"/>
LCS13	Which of these needs relate to your household's three most urgent needs?		
LCS13_1		Training needs	1
LCS13_2		Credit or loan to start a business	1
LCS13_3		Accessibility to the market	1
LCS13_4	Choice 1	Working tools or equipment	1
LCS13_5	Choice 2	Technical support	1
LCS13_6	Choice 3	No needs are urgently required	1
LCS13_6.1		Other specify:	<input type="text"/>
Housing and amenities			
HA1	Type of dwelling(home)	Rented House/apartment	1
		Owned house/apartment	2
		Shared house/apartment with other Syrian family	3
		Shared house/apartment with other Yemen family	4
		Hut	5
		Hotel	6
		On the street/in the open	7
		Other	8
HA1_1		Other (Specify)	<input type="text"/>

HA2	how many rooms do the household entail, excluding corridor and balconies?	One Two Three and above	1 2 3
HA3	how many rooms are occupied in the home?	One Two Three and above	1 2 3
HA4	Does the home have the utilities?		
HA4_1		Water	1
HA4_2		Electricity	1
HA4_3		Plumbing	1
HA4_4		Bathroom	1
HA4_5		Internet line access	1
		Mobile line coverage	1
HA5	Does Your household own any of the following item in working condition		
HA5_1		Mobile Phone	1
HA5_2		Stove	1
HA5_3		Washing machine	1
HA5_4		Refrigerator	1
HA5_5		Kitchen utensils	1
HA5_6		Radio	1
HA5_7		mattresses	1
HA5_8		Blanket and pillows	1
HA5_9		Television / Satellite	1
HA5_10		Electric fan	1
HA5_11		Heater	1
HA5_12		Floor mat	1
HA5_13		Car/truck/ Bicycle / Transportation	1
HA5_14		power generation	1
HA5_15		Computer	1
HA5_16		jewelry	1
HA6	How many members of the family are using (have access to) the internet on a regular basis.	One	1

		Two	2
		Three and above	3
			4
HA7	Do you face any problem while living here?	Yes	1
		No	0
		Skip to H1	0
HA8 HA8_1	if yes, what problem do you face while living here?	Inadequate/overcrowded housing Inadequate water/electricity supply Insufficient food supply Insufficient privacy for family members Lack of job opportunities/self employment Shared Bathroom by other family members Other other (Specify)	1
HA8_2			
HA8_3			
HA8_4			
HA8_5			
HA8_6			
HA8_7			
HA8_8 HA8_8_1			
HA9	Do you share this house with others?	No, only with own family	1
		Yes, sharing with (other) Syrian families	2
		Yes, sharing with resident host family	3
		Yes, sharing with resident host family and other Syrian families	4
HA10	Does the house have a shared bathroom with other families	Yes	1

		No	
Health			
H1	How many meals did your household have yesterday?	No. of meals consumed	<input type="text"/>
H2	Have you skipped any meals during the past week?	Yes No	1 2
H3	Do you consider your food intake to be healthy and nutrition balanced?	Yes No	1 2
H4	Have you attended a hospital in the past 6 months?	Yes No (if no skip to P1)	1 2
H5	What was the reason for the hospital visit?	Disability Health inquiry Women care (pregnancy / child birth) chronicle disease chronicle disease communicable disease	1 2 3 4 5
H6	Have you faced any problem while attending a medical facility in Yemen?	Yes No (Skip to P1)	1 2
H7 H7_1 H7_2	If yes, what was the main problem you faced while attending the medical service provider in Yemen?	The cost of the service The quality of the service	1 1

H7_3		Accessibility (far away)	1
H7_4		Other:	1
H7_4_1		Other(Specify)	
Protection			
P1	Do you and all family members feel safe living in Yemen?	Yes, always Yes, in general No, seldom No, never	1 2 3 4
P2	Have you or any family member ever felt threatened by any person or group in this area?	Yes No (if no skip to P8)	1 2
P3	If yes, In what way did you feel threatened by them?	Fear of arrest or detention (Gov.)	1
P3_1		Fear of being beaten	1
P3_2		Fear of being robbed or looted	1
P3_3		Fear of sexual intimidation/a assault	1
P3_4		Fear of movement	1
P3_5		Fear of child recruitment	1
P3_6		Fear of deportation (Forced return)	1
P3_7		Fear of armed groups	1
P3_8		Fear	1
P3_9		Kidnapping	1
P3_10		Other	1
P3_10_1	Other(specify)		
P4	Have you or any family member ever been forced to live on the streets?	Yes	1

		No(Skip to P10)	2
P5 P5_1	Where has this occurred?	Syria Yemen Other Other(Specify)	1 2 3
P6	Do you face / have faced any problems while living in this neighborhood?	Yes No (Skip to MR1)	1 2
P7 P7_1 P7_2 P7_3 P7_4 P7_5 P7_6 P7_7 P7_8	What problems do you face while living in this neighborhood?	Armed conflict nearby Difficult access to school Discrimination by local community Large influx of refugees Legal issues Conflict of tension with local community Immediate family members are missing Property issues Women or girls are insecure in area Insufficient privacy for family members Lack of freedom in movement in area Difficult access to mosque/churc	1 1 1 1 1 1 1 1 1

P7_9		h Difficult access to humanitarian assistance	1
P7_10		Behavior of local enforcement officers	1
P7_11		Difficult access to health service	1
P7_12		Absence of/loss of ID's/official documents	1
P7_13		Others	1
P7_14		Other(specify)	

Migration Routes

MR1	What was the place of usual residence back in Syria		
MR1_1		Urban	1
MR1_2		Rural	2
MR2	How many times altogether did the household move and reside elsewhere before coming here?		
MR2_1		One time	1
MR2_2		Two times	2
MR2_3		Three and above	3
MR2_4		Not once (skip to end)	4
MR2_5			
MR3	Can you tell me about the number of moves, in details: Last Move	Governorate:	<input type="text"/>
MR3.1		District	<input type="text"/>
MR3.2		Town/ village:	<input type="text"/>
MR3.3		Month	<input type="text"/>
MR3.4		Year	<input type="text"/>
MR3.5			
MR4	Reasons to move	Violence / insecurity in place of residence	1
		Expelled from house	2

MR4_1		Natural disaster in place of residency 3 Joining family elsewhere 4 Finding work elsewhere 5 Seeking medical care elsewhere 6 Education opportunities 7 Others 8 Other (specify)
MR5 MR5_1 MR5_2 MR5_3 MR5_4 MR5_5	Second To Last Move	Governorate: <input type="text"/> 1 District <input type="text"/> 2 Town/ village: <input type="text"/> 3 Month <input type="text"/> 4 Year <input type="text"/> 5
MR6 MR6_1	Reasons to move	Violence / insecurity in place of residence 1 Expelled from house 2 Natural disaster in place of residency 3 Joining family elsewhere 4 Finding work elsewhere 5 Seeking medical care elsewhere 6 Education opportunities 7 Others 8 Other (specify)
MR7 MR7_1 MR7_2	Third To Last Move	Governorate: <input type="text"/> District <input type="text"/>

MR7_3 MR7_4 MR7_5		Town/ village: <input type="text"/> Month <input type="text"/> Year <input type="text"/>
MR8 MR8_1	Reasons to move	Violence / insecurity in place of residence 1 Expelled from house 2 Natural disaster in place of residency 3 Joining family elsewhere 4 Finding work elsewhere 5 Seeking medical care elsewhere 6 Education opportunities 7 Others 8 Other (specify)
MR9 MR9_1 MR9_2 MR9_3 MR9_4 MR9_5	Forth To Last Move	Governorate: <input type="text"/> District <input type="text"/> Town/ village: <input type="text"/> Month <input type="text"/> Year <input type="text"/>
MR10	Reasons to move	Violence / insecurity in place of residence 1 Expelled from house 2 Natural disaster in place of residency 3 Joining family elsewhere 4 Finding work elsewhere 5 Seeking 6

MR10_1		medical care elsewhere Education opportunities Others Other (specify)	7 8
--------	--	--	--------

