



From best practice to best fit

Changing to a more flexible
approach to humanitarian aid

John Mitchell, ALNAP Director
Montreux XIII – 1-2 December 2014



Tsunami Evaluation Coalition

Synthesis Report: Expanded Summary

Joint evaluation of the international
response to the Indian Ocean tsunami



Global vulnerability and risk

increasing

due to...

**Rising
inequalities**



**State
fragility
& conflict**



Climate change



International global spend is

on the rise

TOTAL INTERNATIONAL
HUMANITARIAN
RESPONSE, 2008-2013

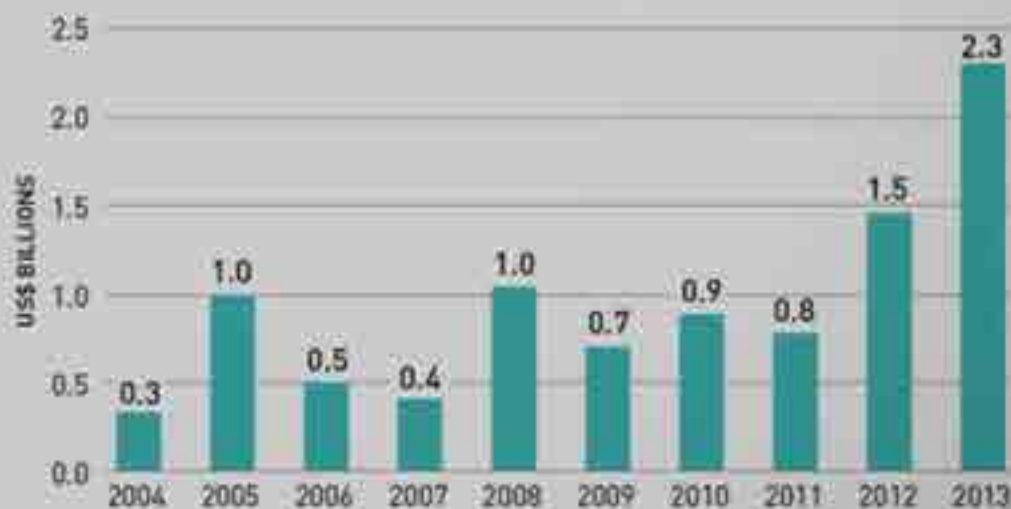


Source: GHA

NON-OECD DAC donors funding is

growing

NON-OECD DAC DONOR FUNDS,
2004-2013 (US\$ BILLIONS)



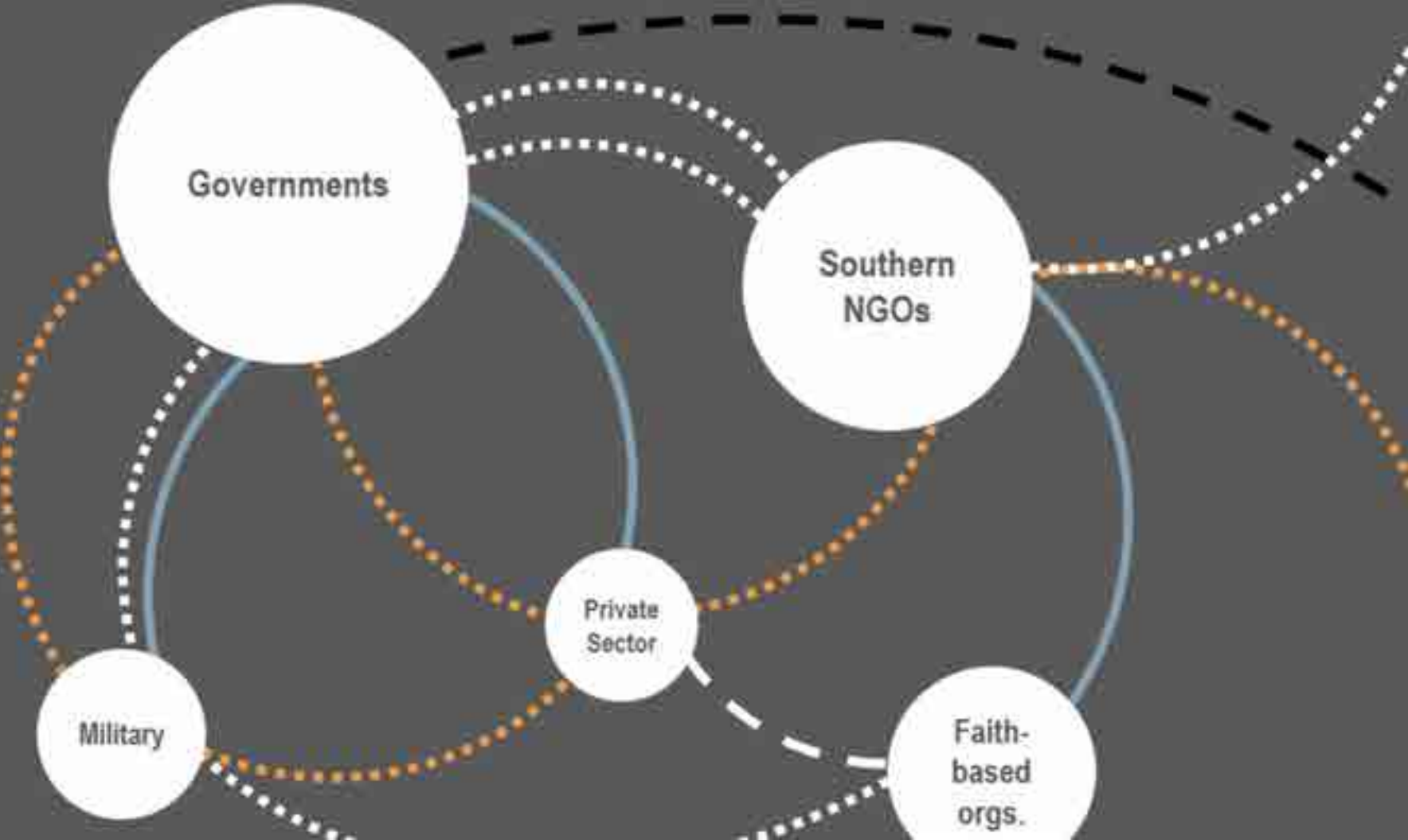
Source: GHA analysis of OCHA FTS data.

Remittances are

increasing



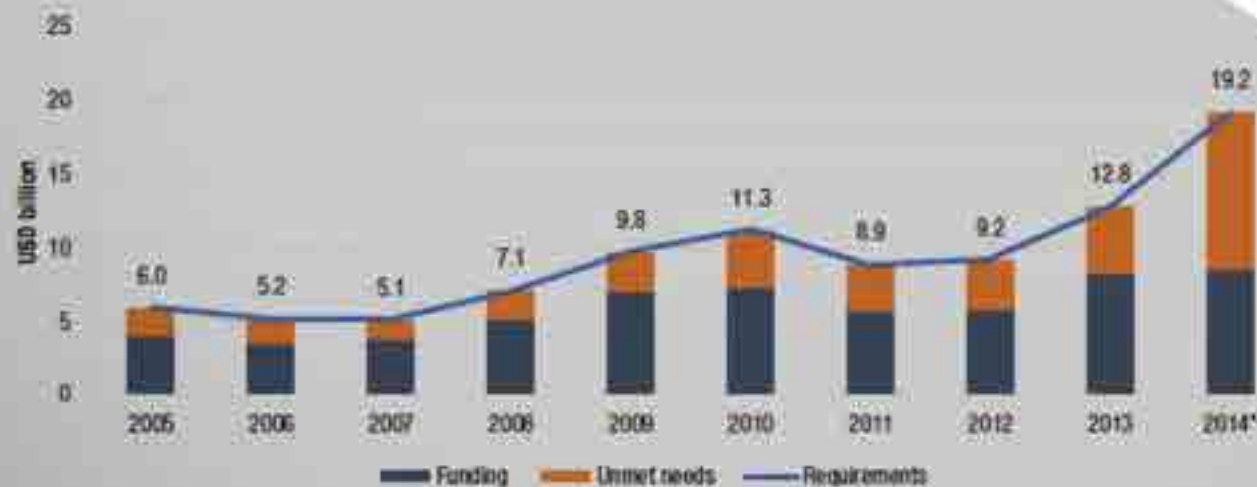
Scale and scope of activities has expanded



Unmet

needs

REQUIREMENTS, FUNDING AND UNMET NEEDS (2005-2014, \$US BILLION)



Source: UN OCHA Financial Tracking Service (FTS)* Funding as at 18 August 2014



There is no
one single
model of aid

Response model

Comprehensive



- Took greater shape in the 1980's
- Responses in low income countries with limited state capacity
- e.g. Haiti Earthquake in 2010

Response model

Comprehensive



- International system plays 'substituting role'
- Approximately **half of official global spend** channelled through this model
- Has become faster but often fails to adapt to context

Response model

Constrained

humanitarian
system



Belligerent groups: gov, violent groups, etc.

- Developed further after the Cold War
- Relates to violent political crises where resilient social contract is missing
- e.g. Kosovo, Syria

Response model

Constrained

humanitarian
system



- Perennial challenges of humanitarian space; access; protection; principles
- Approximately **25% of official global spend** channelled through this model

Response model

Collaborative



- Generally works in low to middle income countries with internal (growing) capacity to respond
- e.g. Pakistan Floods

Response model

Collaborative

humanitarian aid



national gov's

- International agencies role to fill gaps
- Model becoming more common as states take greater ownership
- Approximately **15% official humanitarian spend** funnelled through this model

Response model

Consultative

4



- Middle/high income countries with strong social contract
- e.g. Chile Earthquake 2010; and 2011 Japanese Earthquake and Tsunami

Response model

Consultative

4



- External assistance confined to filling specific niches
- Less than **5% of official global spend** goes to this model (approximately)



**Is the system
broken...**

... or not?

So...

Lives of many people saved
in extremely difficult
circumstances



but...

Incremental improvements in some areas and
perennial challenges in others

Comprehensive model

This model was inappropriately deployed in the Indian Ocean Tsunami response.

Collaborative model

This model would have been better fit to context.





**Major constraint is
lack of flexibility**

- There is a tendency for the system to default to a comprehensive model.
- It is difficult for the system to move between models.
- Within a model, the system finds it difficult to be flexible.

A photograph showing a man in a white and grey shirt in the foreground, seen from the back, interacting with an elderly woman. The woman is wearing a vibrant, multi-colored headscarf and a matching patterned top. She has a serious expression. In the background, another woman wearing a grey and yellow headscarf looks on. The scene appears to be outdoors, possibly at a community meeting or a health check-up. The text 'From best practice to best fit' is overlaid on the left side of the image.

**From best
practice to
best fit**

System **not broken**

BUT is under **strain**

**System
flexibility**



appropriate
model



adaptation to
**changing
needs** within
**dynamic
contexts**

Future **trends**
and types of
change



humanitarian aid



Collaborative model
steadily increasing

Transformational change required.

Comprehensive model should
reduce over time

Incremental changes to continue

humanitarian system



local actors

Upward trend likely for constrained model

Protection remains a fundamental challenge.



Consultative model **will remain erratic**

- Vulnerability and risk **on the rise**
- Humanitarian system expanding but **demand outstrips supply**.
- Incremental **improvements** v perennial **challenges**
- System **not completely broken** but under great strain
- Improvements about finding **best fit to context**
- Requires both **transformational and/or incremental change** depending on model

