



International Organization for Migration (IOM)

The UN Migration Agency

**DTM**

# FLOW MONITORING SURVEYS: THE HUMAN TRAFFICKING AND OTHER EXPLOITATIVE PRACTICES INDICATION SURVEY

ANALYSIS ON ADULT AND CHILDREN  
ON THE MEDITERRANEAN ROUTES COMPARED  
SEPTEMBER 2017

INTERNATIONAL ORGANIZATION FOR MIGRATION (IOM)



## Contact:

[DTMMEDITERRANEAN@IOM.INT](mailto:DTMMEDITERRANEAN@IOM.INT) - [DTMSUPPORT@IOM.INT](mailto:DTMSUPPORT@IOM.INT)

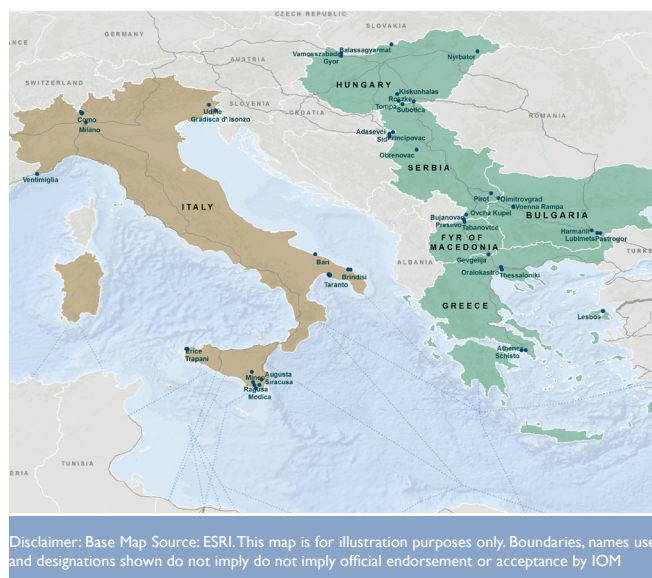
[MIGRATION.IOM.INT/EUROPE](http://MIGRATION.IOM.INT/EUROPE)

PHOTO: MINEO, LAURA BARTOLINI FOR IOM ITALY/JULY 2017



# Contents

## Overview



# 1. The Flow Monitoring Survey (FMS) module on human trafficking and other exploitative practices

## I. The survey questions

The Human Trafficking and Other Exploitative Practices module of the Flow Monitoring Surveys gathers information on events experienced by the respondent directly or by one of his/her family member, or witnessed by the respondent during the journey. In this round of DTM data collection in the Mediterranean, six questions were included to capture information about whether or not the respondent has, during their journey:

1. Worked or performed activities without getting the expected payment (direct experience);
2. Been forced to perform work or activities against their will (direct experience);
3. Been approached by someone with offers of an arranged marriage (for the respondent or anyone in his or her family) (direct experience);
4. Been kept at a certain location against their will (direct experience);
5. Been aware of instances where migrants en route had been approached by people offering cash in exchange for blood, organs, or other body parts (observed);
6. Been aware of instances where migrants en route had been forced to give blood, organs, or other body parts (observed).

Two additional questions on physical and sexual violence have been piloted only in Italy, to capture whether a migrant has, during the journey:

7. Experienced physical violence of any sort (direct experience);
8. Been aware of instances where migrants travelling with him/her have been threatened with sexual violence (observed).

The first four questions are related to individual experiences of the respondents interviewed in the Eastern and Central Mediterranean and the context of this analysis, the positive response to at least one of these four questions is presented as a cumulative positive indicator of an individual experience of human trafficking and other exploitative practices. Question 7, also refers to an individual experience, but was not included in the cumulative indicator of human trafficking and other exploitative practices. Questions 5, 6 and 8 refer to observed experiences, and the results are presented separately.

The experiences described in these questions do not aim to identify cases of human trafficking as defined by international legal instruments. In cases when, while conducting the survey, interviewers came across people with apparent protection needs and who express the consent to access support, they were referred to the relevant protection actor.

## II. Results: Adults and Children on the Central Mediterranean route

This section presents results of the DTM Flow Monitoring Survey conducted between mid-February and end of July 2017 in Sicily and Apulia in the South, and Lombardy, Liguria and Friuli Venezia Giulia, in the North of Italy. The Central Mediterranean sample has **4,286** interviews with migrants of 48 different nationalities (**3,579** adults and **707** children between 14 and 17 years of age).

### Main findings

- **75%** of all adult individuals and **88%** of all children answered “yes” to at least one of the four human trafficking and other exploitative practices indicators based on their own direct experience;
- An additional **1%** of respondents reported that a family member travelling with him/her experienced a situation described by one of the exploitative practices indicators (1.2% among adults, 0.48% among children);
- **45%** of adults and **57%** of children responded positively to at least 2 out of 4 indicators of human trafficking and other exploitative practices;
- Adult migrants with the highest share of positive responses come from Bangladesh, Somalia, Ghana, Senegal, the Gambia (more than 90% of positive responses); among children, highest share of positive responses was registered among Bangladeshi, Somali, Senegalese and Ivorian nationals (more than 90%). Migrants from Libya, Iraq and Tunisia have the lowest percentage of positive responses of the whole sample (between 6 and 19 %);
- Events captured by the four indicators of individual experiences included in the survey are reported to take place mostly in Libya (91% of all cases), followed by Algeria (2.9%), Sudan (1.4%), Turkey (0.9%), Niger (0.6%), Iran (0.5%), Greece (0.5%) and in other countries of Eastern Europe, Middle East and North Africa;
- **73%** of adults and **88%** of children reported of having experienced physical violence of any sort during their journey.



## Direct experiences

### • Being held against their will:

61% of adults and 77% of children reported having been held in a location against their will during the journey, by armed individuals or groups other than any relevant governmental authorities. Most reported events fell into the category of kidnapping for ransom or were related to detention by armed individuals and physical restrictions of movement to a closed space, such as a garage or a warehouse. In some cases, migrants reported to have paid smugglers to be hidden from the public spaces, but they were then forced to remain in a closed space against their will for months, with scarce food and water. Libya is the country reported in the vast majority of cases (90%, most frequently mentioned locations are Tripoli, Sabratah, Sabha, Az-zawiyah), followed by Sudan, Turkey and Iran. Around 5% of all migrants reported having experienced this condition in more than one country.

### • Having worked without getting the expected payment:

47% of adults and 49% of children interviewed reported having worked or provided services for someone during their journey without receiving the expected payment. Migrants referred to payments indefinitely delayed by the employer or broker, to threats by an armed individual at the work place, or to have worked without remuneration as a possibility of being freed from a condition of (unofficial) detention. Cleaning and car washing, gardening and housekeeping, construction and manufacturing and agricultural works were the activities most frequently mentioned. Reported unpaid work situations happened in Libya (89%), and to a much lesser extent in Algeria (7%) and Turkey (1%).

### • Being forced to work:

31% of adults and 38% of children interviewed stated they had been forced to work or perform activities against their will. Nearly all of the events were reported to have taken place in Libya (97%), with others also in Algeria and Niger. Cleaning and gardening, hard work in construction sites and farming are the most frequently mentioned sectors of potential exploitation.

### • Being approached by someone offering to arrange marriage:

0.4% of adults reported having been approached with offers of an arranged marriage (personally or for a close family member). No child reported this experience.

### • Having experienced physical violence:

77% of adult and 88% of child respondents reported to have suffered from physical violence of any kind during the journey; the rest of those who answered this question did not experience it (20%), declined to respond (1%) or did not know (0.5%). Around 81% of all events have been reported to have happened in Libya, followed by Algeria (2.9%), Iran (2.8%), Bulgaria (2.5%) and other countries in the Western Balkans and the Middle East.

## Other observed experiences along the route

### • Offers of cash in exchange for blood, organs or body parts:

0.7% of all respondents reported to know of instances where people on the journey have been approached by someone offering cash in exchange for giving blood, organs or body parts, with equal shares among adults and children.

### • Forced to give blood, organs or body parts:

2% of all respondents reported to know of instances during the journey where people have been forced to give either blood, organs or body parts against their will.

Of the 119 respondents who reported one of these two instances that may amount to organ trafficking, 90 were adults and 29 were children. These were reported to have taken place in Libya in 81% of the cases, followed by Egypt (7%) and others.

### • Threatened with sexual violence:

36% of adult and 32% of child respondents reported to have observed someone travelling with them having been threatened with sexual violence during the journey. The rest of the respondents did not experience it (56%), didn't know (11%) or declined to respond (2%). The question was not asked by data collectors to almost 8% of the total sample due to the sensitive nature of the topic.\* These observed experiences have been reported in Libya in 93% of the cases, followed by Niger (2.4%), Algeria (2.1%) and Sudan (1.3%).

## Profile of migrants who answered "yes" to at least one of the four trafficking and other exploitative practices questions, based on their individual experience

### Nationality\*\*

Almost all interviewed migrants from Bangladesh and Somalia answered yes to at least one of the individual indicators of exploitative practices (more than 94% for both adults and children), followed by migrants from other West African countries. Pakistanis, Afghans, Libyans, Iraqis and Tunisians are below the average share of positive responses of adults (between 32 and 6%, average 75%). Eritreans, Guineans and Nigerians are slightly below the average share of positive responses of children (between 87% and 80%, average 88%).

\* IOM data collectors conducted the surveys with particular attention to the sensitive nature of the questions asked, and did not ask certain questions if they were likely to harm the migrants interviewed.

\*\*Only groups with more than 50 observations have been considered.

## Age

The average age of adult migrants who responded positively to at least one out of four indicators was 26 years, with median age 25. Among children, the average age of those responding positively to one of the indicators of exploitative practices was 16.5, with median age 17. Children responded positively more frequently than adults, with a difference of 13 percentage points.

## Sex

The share of positive responses to at least one of the four indicators of individual experience of exploitative practices was higher for male respondents than for female ones, both among adults and children (76% versus 69% among adults; 88% versus 76% among children).

Physical violence is reported by 78% of adult men and by 66% of adult women, and by 89% of male children and 60% of female children.

## Travelling mode

Migrants who travelled alone responded positively more often than migrants travelling with a group of family or non-family members both among adults (76% versus 73%) and children (90% versus 81%). Adults travelled alone in 82% of the cases, with a group of non-family persons in 10.5% of the cases and with at least one family member in 7.5% of the cases. Eighty-four per cent of children travelled alone, followed by 11% travelling with a group of non-family persons and 5% with at least one family member (either siblings or parents).

## Length of the journey

Longer periods spent in transit from one country to the next are associated with a higher share of positive responses to at least one of the trafficking and other exploitative practices indicators.

Among those who responded positively to at least one of the indicators, adults recorded to have spent in transit 195 days on average (median value 182 days), while children recorded 202 days in transit on average (median value 188 days). Migrants who did not report any personal experience of exploitation recorded to have spent in transit 99 days (among adults) and 169 days (among children).

## Secondary migration movements

Secondary migration (having spent one year or more in a country different from that of origin before moving again towards Europe) is associated with higher shares of positive responses to the exploitative indicators both among adults and children. The difference is around 4 percentage points for adults (77% versus 73%) and around 7 percentage points for children in the sample (93% versus 86%).

Adult migrants who engaged in secondary migration departed from Libya in 65% of the cases, followed by Germany (9%), Algeria (5%), Sudan (3%) and other countries. Child migrants who stopped in some country for more than one year before moving again departed from Libya in 80% of the cases, followed by Algeria (10%), Ethiopia (2%) and other countries. Adult migrants who reported to have spent more than 1 year in a European country before moving to Italy (again) were mainly interviewed in the North of Italy and have returned to Italy under Dublin regulation. Pakistan and Nigeria and Guinea and Gambia have the highest numbers of adults and children respectively who engaged in secondary migration.

## III. Results: Adults and Children on the Eastern Mediterranean route

This section presents results of the 3,960 valid interviews (3,713 adults and 247 children between 14 and 17 years of age) conducted between mid-February and the end of July 2017 in Bulgaria, Greece, Hungary, Serbia and the Former Yugoslav Republic of Macedonia and to a lesser extent in Montenegro and Kosovo (UNSCR 1244).\*\*\* The sample includes respondents of 65 nationalities.

## Main findings

- **10%** of adults and **8.5%** of children answered “yes” to at least one of the four human trafficking and other exploitative practices indicators based on their own direct experience
- An additional **0.6%** of adult respondents reported that a family member travelling with him/her experienced a situation described by one of the trafficking and other exploitative practices indicators;
- **6%** of adults and **0.9%** of children responded positively to at least 2 out of 4 indicators of human trafficking and other exploitative practices based on their direct experience;
- Adult migrants\*\*\*\* with higher shares of positive responses come from Nigeria (86%), followed by Moroccan (16%) and Pakistani (10%) nationals. Among children, the only group with more than 50 observations is that of Afghan nationals, who have a share of positive responses of 7%.
- Incidents related to the four indicators of individual experiences included in the survey are reported to take place mostly in Turkey (78% of all cases), followed by Greece (13%), Bulgaria (4%) and Iran (1%).

\*\*\* 0.6% of all interviews were also done in Montenegro and Kosovo, where Flow Monitoring activities are ongoing since May 2017.

\*\*\*\*Only groups with more than 50 observations have been considered.

## Direct experiences

### • Being held against their will:

1% of adults and 4% of children reported having been held in a location against their will during the journey, by armed individuals or groups other than any relevant governmental authorities. Bulgaria is the country named by half of the respondents who were held against their will, followed by Turkey and Greece. Migrants reported that in some cases they were held in secret places (often in the forests), hidden until it was safe to continue journey or cross the border irregularly. In some cases, after having been told to wait for instructions, migrants reported to have been left without any guidance from smugglers who stopped to communicate with them. Finally, few migrants reported that smugglers separate family members or kidnap one of those traveling to ask for ransom from their closest companions (e.g. children taken from parents or older siblings).

### • Having worked without being paid:

9% of adults and 5% of children reported having worked or provided services for someone during their journey without receiving the expected remuneration in return. Almost all occasions happened in Turkey (77%), followed by Greece (20%). Construction workers, barmen and waiters, domestic work and porters were the most frequently mentioned occupations. Some migrants reported to have been recruited by factory owners in Turkey via smugglers: they were accommodated in the factory premises, worked full time and received only food while their salary was given to the smuggler as a condition to continue the journey. Moreover, respondents said that they often accept illegal jobs to finance their stay or journey expecting to find a job through legal channels if their asylum claims are positively processed.

### • Being forced to work:

6% of adults and 0.4% of children stated they had been forced to work or perform activities against their will. Nearly all these events were reported to have taken place in Turkey (96%). A higher percentage of women (12%) than men (4%) reported that they were forced to work. Housekeeping and domestic works together with working as company/escort for men in bars (drinking and dancing with them) are the occupation to which women were most frequently forced, while men often reported hard work in construction sites and agriculture.

### • Being approached by someone offering to arrange marriage:

Less than 1 per cent (0.8%) of adults reported having been approached with offers of an arranged marriage (for the respondent or for a close family member). No child reported this instance.

## Other observed experiences along the route

### • Offer of cash in exchange for blood, organs or body parts or being forced to give blood, organs or body parts:

Only one interviewed migrant reported to know of instances where people on the journey have been approached by someone offering cash in exchange for giving blood, organs or body parts. Similarly, only 4 respondents reported being forced to give blood, organs or body parts while in transit.

## Profile of migrants who answered “yes” to at least one of the four trafficking and other exploitative practices questions, based on their individual experience

### Nationality \*\*\*\*\*

The migrants with the highest percentage of positive responses to the human trafficking and exploitative practices indicators are of Nigerian (86%), Moroccan (16%) and Pakistani (10%) origin.

### Age

The average age of adult migrants responding positively to at least one out of four indicators is 29 years, with median age 27. Among children, the average and median age of those responding positively to one of the indicators of exploitative practices is 16. Adults responded positively more frequently than children, with a difference of 1.5 percentage points.

### Sex

Among adults, women responded positively more often than men to at least one indicator of the trafficking and other exploitative practices (17% versus 9%). Among children, males responded positively more often than females (9% versus 5%).

### Traveling mode

Among adults, those travelling alone have a higher share of positive responses (17%) than those travelling with non-family persons (8%) or with at least one family member (4%). Among children, travelling with a group of non-family persons is associated with the highest share of positive responses (12%) followed by travelling alone (8%) or with family (7%).

Children travel alone more often than adults (56% versus 37% of the cases). Surveyed migrants reported to data collectors that those who are travelling alone with scarce financial resources, are more exposed to violence as they accept deals which include more dangerous routes.

### Length of the journey

Longer periods spent in transit from one country to the next are associated with a higher share of positive responses to at least one of the trafficking and other exploitative practices indicators. Among those who responded positively, adults spent around 117 days in transit on average (median value 90 days), while children spent in transit 241 days (median values 138 days).

Migrants who did not report any personal experience of exploitation recorded to have spent in transit 103 days (among adults) and 130 days (among children). Most children on this route come from Afghanistan, one of the farthest country from Europe in the sample.

### Secondary migration movements

Along this route, migrants who engaged in secondary migration report less frequently report to have experienced one of the human trafficking practices: the difference with migrants who departed directly from origin is of 2 percentage points among adults (8% versus 10%) and of 3 percentage points among children (6% versus 9%). Adult migrants who engaged in secondary migration departed from Turkey (38%), Iran (22%) and Greece (22%) and other countries. Child migrants who stopped in some country for more than one year before moving again departed mainly from Iran (60%), followed by others. Afghans (37%), Syrians (19%) and Pakistan (12%) are the most represented among migrants who engaged in secondary migration on this route.

## 2. The Context of Central and Eastern Mediterranean routes

Different characteristics of the journey to Europe and of migrants' profile interviewed in Italy and in South-Eastern Europe and the Balkans can explain the observed difference in the rates of positive answers to the trafficking and other exploitation indicators among adults and children on the Central and the Eastern Mediterranean routes.

### Nationalities and countries of origin

The main national groups and the composition by sex and age of migrants interviewed along the Central Mediterranean route and the Eastern Mediterranean route are different. In Italy, the first five groups of migrants interviewed come from Nigeria (14%), Pakistan (9%), Guinea (8%), the Gambia (8%) and Bangladesh (7%). Among children, main surveyed nationalities are Guinean (16%), Gambian (16%), Somali (12%), Bangladeshi (10%) and Ivorian (8%). The sample is composed by adult men (77%), adult women (7%) and children (16%). The majority of children declared to be travelling alone (84%). Apart from a slight over-representation of Pakistanis, the sample compares quite well to total migrants arriving by sea in 2017, who are, according to the official statistics, prevalently male and young with a high number of unaccompanied children (find more [here](#)).

On the Eastern Mediterranean route, the first five groups of migrants interviewed come from Afghanistan (29%), Syria (20%), Pakistan (18%), Iraq (8%) and Iran (5%). Among children, main surveyed nationalities are Afghan (73%), Pakistani (11%), Algerian (5%), Syrian (4%) and Iraqi (3%). The sample is composed by adult men (79%), adult women (14.5%) and children (6.5%) accompanied by family or non-family member during the journey in 63% of the cases. According to the available data, migrants from Syria (38%), Iraq (14%), Afghanistan (7%) and Pakistan (7%) comprise 66% of the overall sea arrivals to Greece since the beginning of 2017 (find more [here](#)). Although the majority of interviews conducted on the Eastern Mediterranean route are concentrated around few national groups, the range of nationalities is wider for the Eastern Mediterranean sample than for the Central Mediterranean sample (65 versus 48 nationalities).

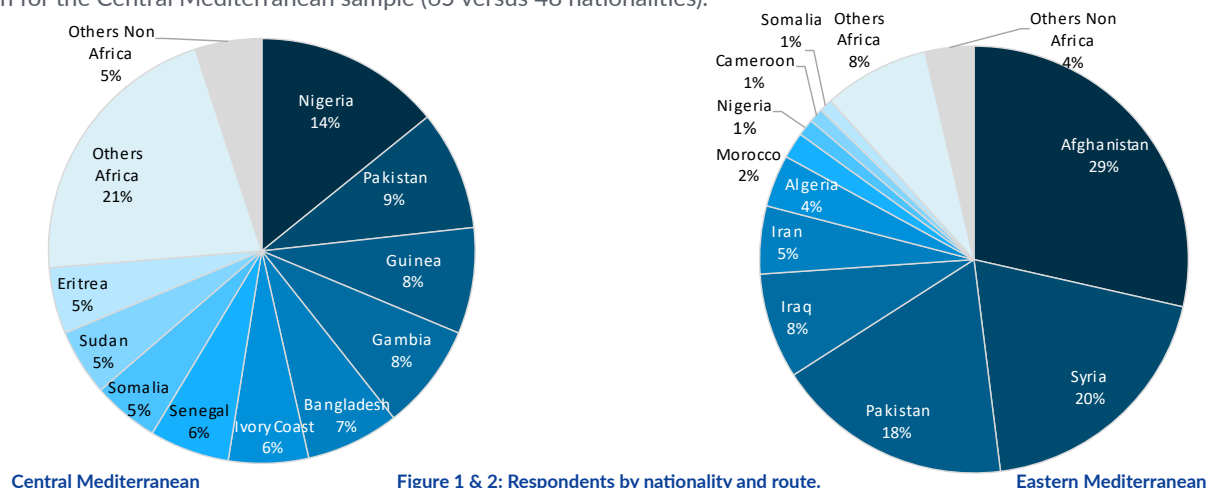


Figure 1 & 2: Respondents by nationality and route.

### Age and Sex

Respondents travelling along the Central Mediterranean route are usually younger than those who travel along the Eastern Mediterranean route. While 47% of the individuals surveyed in Italy are less than 21 years of age, 54% of migrants interviewed on the Eastern Mediterranean route are more than 25 years.

Adult males comprise majority of migrants surveyed (76% on the Central, 79% on the Eastern Mediterranean route). The share of interviewed adult women is double on the Eastern Mediterranean route than on the Central one (14% versus 7%). Children are more represented in the Central Mediterranean sample than in the Eastern Mediterranean one (16% versus 6%).

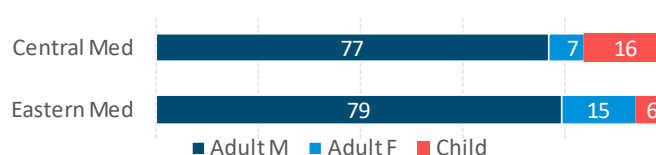
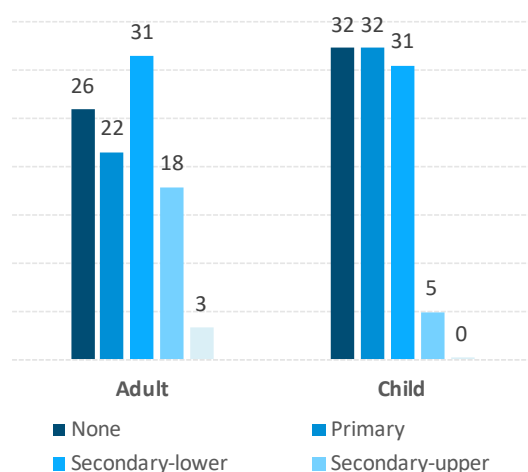


Figure 3: Share of respondents by sex and age, by route.

## Level of education

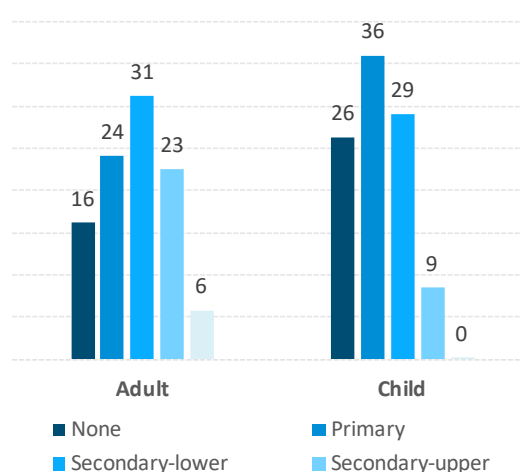
The largest share of adult migrants reported to have completed a lower-secondary education (31% on both routes). However, migrants travelling along the Central Mediterranean route seem to have a lower education level than those travelling along the Eastern Mediterranean one. In Italy, 26% of respondents stated to have received no formal education compared to 16% of respondents in the Eastern Mediterranean sample. Also, migrants interviewed along the Eastern Mediterranean route reported to have completed tertiary education in 6% of the cases in comparison to 3% on the Central Mediterranean route.

Among children interviewed on both routes, 21% never went to school, while 22% left school less than one year prior to the survey, 25% between one and two years before the survey was conducted, and the remaining 32% more than two years prior to the survey. Children on the Central Mediterranean have never gone to school or have left school more than two years before the survey was conducted in 55% of the cases, compared to 39% of the cases among children interviewed on the Eastern Mediterranean route.



Central Med

Fig. 4: Share of respondents by age and education level - Central Med.



Eastern Med

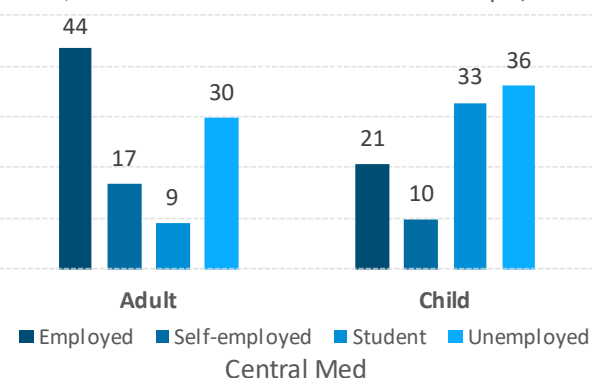
Fig. 5: Share of respondents by age and education level - Eastern Med.

## Civil status

The majority of all respondents report to be single. Migrants surveyed in Italy are less likely to be married than those interviewed on the Eastern Mediterranean route (19% versus 39%). On both routes, children report to be single in virtually all cases (98.5%) with no difference between the two routes. Among adults, 22% on the Central and 39% on the Eastern Mediterranean route reported to have at least one child. On the Central Mediterranean route, 83% of them has at least one child in the origin country, 13% had children with them, 2% had children already at destination and 5% had children somewhere else. On the Eastern Mediterranean route, 73% of those with at least one child reported that children were travelling with them, 26% had children left in the origin country, 5% had children at destination and 2% elsewhere.

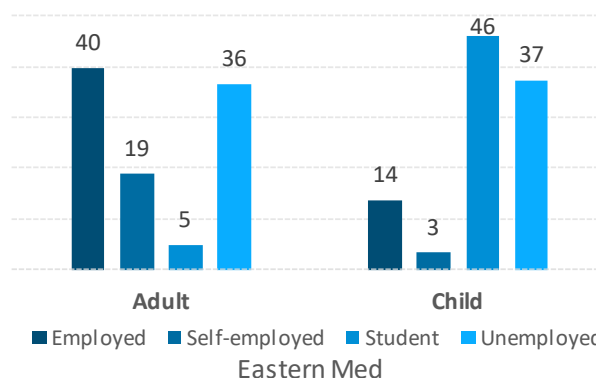
## Employment status before departure

Among adults, the majority on both routes reports of either being employed or self-employed (60% in Italy, 59% in the Balkans) at the time of departure from the country of origin or habitual residence. More migrants along the Eastern Mediterranean route than along the Central Mediterranean reported being unemployed before leaving (36% versus 30%). Among children, a similar share on both routes reported to be unemployed (36%) followed by those who declared to be student (46% on the Eastern, 33% on the Central Mediterranean sample).



Central Med

Figure 6: Share of respondents by age and employment status - Central Med.



Eastern Med

Figure 7: Share of respondents by age and employment status - Eastern Med.



Among those who had an occupation, the majority on the Central Mediterranean route reported to have worked in the retail and sales sector (18%), followed by manufacturing (17%) and agriculture (13%). On the Eastern Mediterranean route, migrants reported to have worked in the retail and sales sector (16%) the most, followed by agriculture (15%) and construction sector (12%).

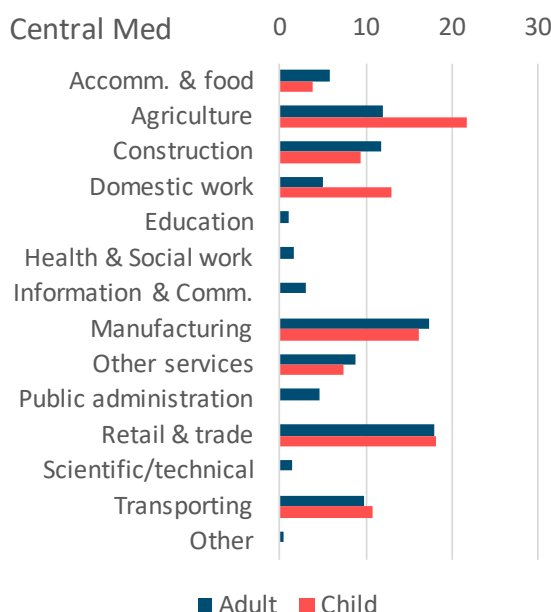


Fig. 8: Share of respondents by age and sector of employment before leaving - Central Med.

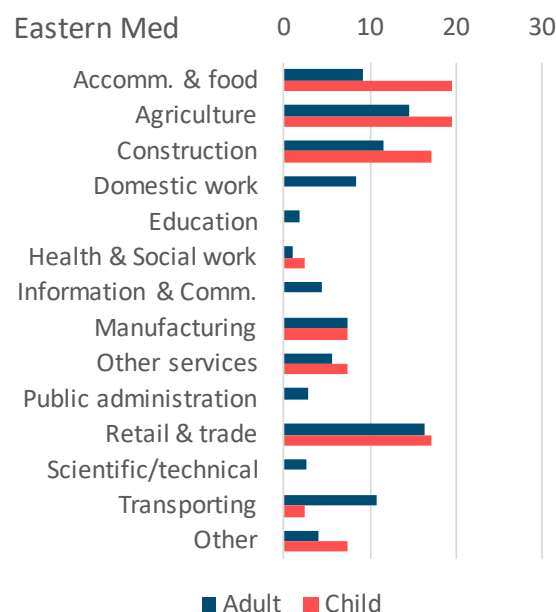


Fig. 9: Share of respondents by age and sector of employment before leaving - Eastern Med

## The journey

Fifty-eight per cent of all adults (36% on the Eastern, 82% on the Central Mediterranean sample) travelled alone, followed by those who travelled with at least one family member (22% on average) and with a group of non-family persons (19%). Among children, 75% travelled alone (56% in the Eastern, 84% in the Central Mediterranean sample), followed by those who travelled with a group of non-family persons (14%) and those who travelled with at least one family member (10%).

Migrants on the Central Mediterranean route reported longer periods spent in transit than migrants interviewed on the Eastern Mediterranean route. On the Central Mediterranean route, 29% of adults and 42% of children travelled for more than 6 months, while among migrants interviewed on the Eastern Mediterranean route, 33% of adults and 26% of children has travelled for less than 1 month. Longer journeys and higher number of transited countries involve different means of transportation and more stops due to high range of circumstances, which increases the risk to vulnerabilities of various sort. No transit is reported by all migrants who have moved from the departure country to the country where the interview was recorded (for example departing from Libya and being interviewed in Italy, or departing from Turkey and being interviewed in Greece).

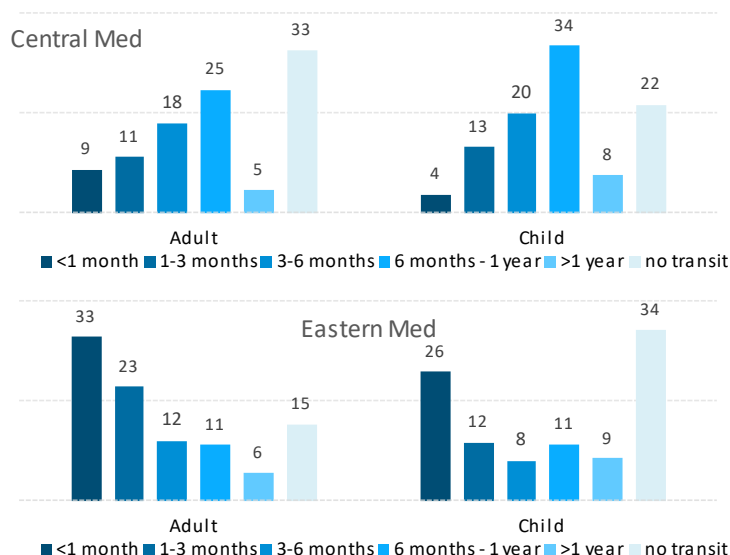


Fig. 10 & 11: Share of respondents by sex, route and time spent in transit.

## Secondary migration

Twenty-seven per cent of all adults and 25% of all children reported to have departed from a country different from that of origin. This occurrence is far more frequent on the Central route than on the Eastern route, both among adults (46% versus 9%) and among children (32% versus 7%).

Libya (56%), Turkey (8%), Greece (5%) and Algeria (5%) are the most frequently mentioned countries of departure among migrants who stopped for more than one year in a country different from the one of origin. Germany also was mentioned by almost 7% of all respondents, mainly adults who were obliged to go back to either Italy or Greece according to the Dublin system. Thirty per cent of respondents in the Eastern Mediterranean sample (31% of adults, 11% of children) and 9% of respondents in Italy (7% of adults, 20% of children) reported to have been forcibly returned at least once after having tried to move on from the country where the survey was conducted.

## Cost of journey

On the Central Mediterranean route, adults and children report to have paid similar amount of money for the whole journey until Italy. One quarter of them reported the estimated cost of the journey to be between 1,000 and 2,500 USD, and another fifth to have paid less than 1,000 USD. Twenty-three per cent of adults and 30% of children could not give any estimate of the total amount paid, as it was too difficult for them to sum up all the costs (bribes, ransoms, multiple transport and smuggling services, living expenses etc.).

On the Eastern Mediterranean route, the majority of adults and children reported the estimated cost to be between 2,500 and 5,000 USD (48% and 43% respectively). One third of adults and 16% of children paid more than 5,000 USD in total.

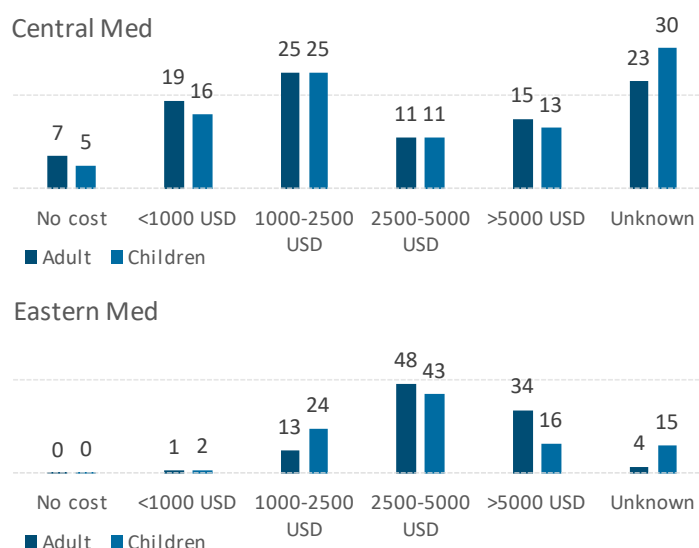


Fig. 12 & 13: Share of respondents by sex, route and time spent in transit.

The complete breakdown of the reported estimated costs by route is presented on Fig.12 & 13.

The two routes also differ in terms of cost of the last leg, between the last transit country and the country of interview. On the Central Mediterranean route, similar shares of adults and children reported to have paid between 1,000 and 2,500 USD and between 500 USD and 1,000 USD (around 17% each), while 31% could not provide any information regarding the cost of the journey (often because they paid only once for the whole journey) and 14% reported to have not paid at all. On the Eastern Mediterranean route, 33% reported to have paid between 500 and 1,000 per person, while 24% reported an estimated cost between 1,000 and 2,500 USD. On both routes, children reported to have paid less than adults or were less able to estimate the price (because it was paid by someone else, or because the cost of the travel was not distinguishable from other expenses incurred before moving for reaching the country of the interview). Fifty per cent of all adults reported to have used his/her own savings to cover the travel costs, 38% to have received support from relatives at origin, 27% to have worked while in transit, 20% to have received support from friends or family abroad and 13% to have incurred into a debt. Among children, money for the journey was mostly raised with the support from relatives at origin (50%), through work while in transit (37%) and with own savings (19%), through friends or family abroad (16%).

## Reasons for leaving when country of departure is different from that of origin

On the Central Mediterranean route, 52% of adults and 41% of children report to have left the country of origin because of violence or persecution. Economic motivations were reported by 34% of adults and 49% of children, while war or conflict as reason for leaving was reported by 23% of both adults and children. On the Eastern Mediterranean route, the most frequently mentioned reason for leaving was war or conflict (58% of adults, 67% of children), while 50% of adults and 27% of children also reported to have left due to economic reasons. On average personal persecution (often for political reasons) and discrimination was more frequently mentioned by migrants interviewed in Italy than by those surveyed on the Eastern Mediterranean route.

The graphs in Figure 14 and 15 show the distribution of all responses by route, considering that migrants were allowed to choose more than one option as reason for moving (the sum of shares is higher than 100%).

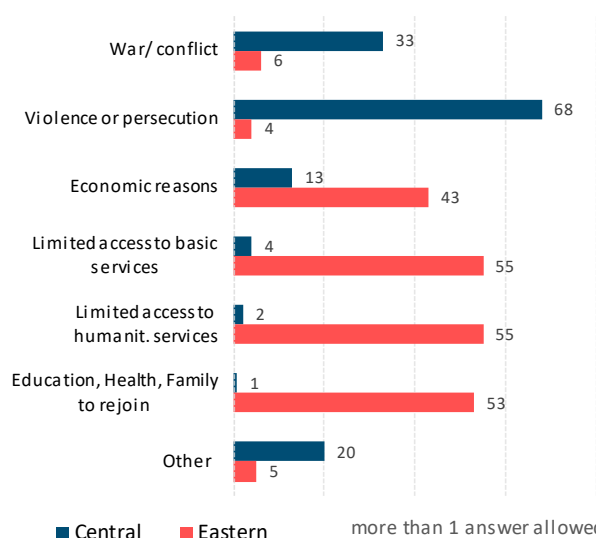


Figure 14: Share of respondents by reasons for leaving the country of origin by age - Central Med.

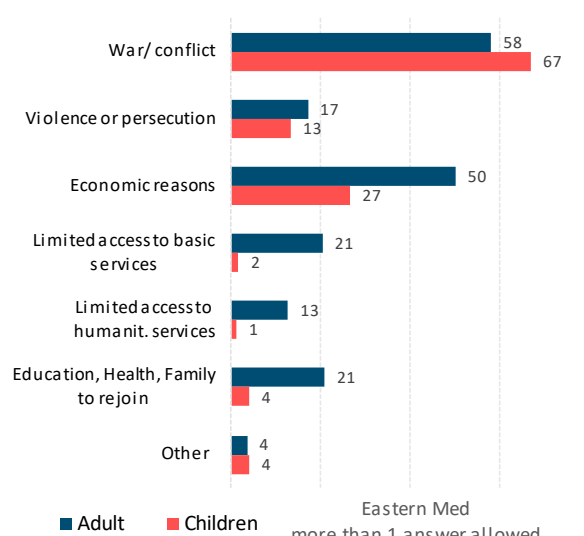


Figure 15: Share of respondents by reasons for leaving the country of origin by age - Eastern Med.

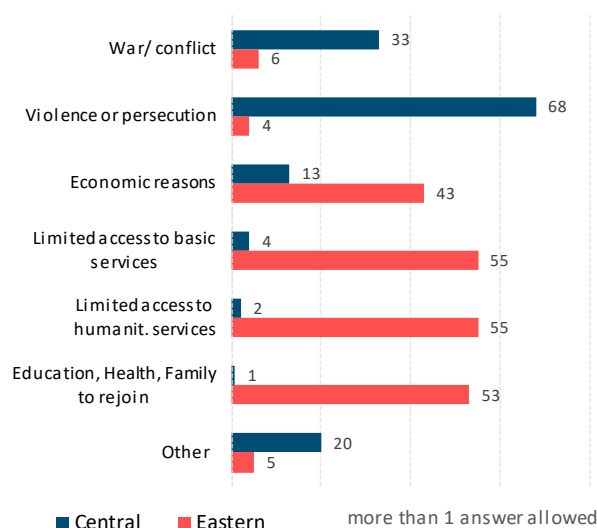
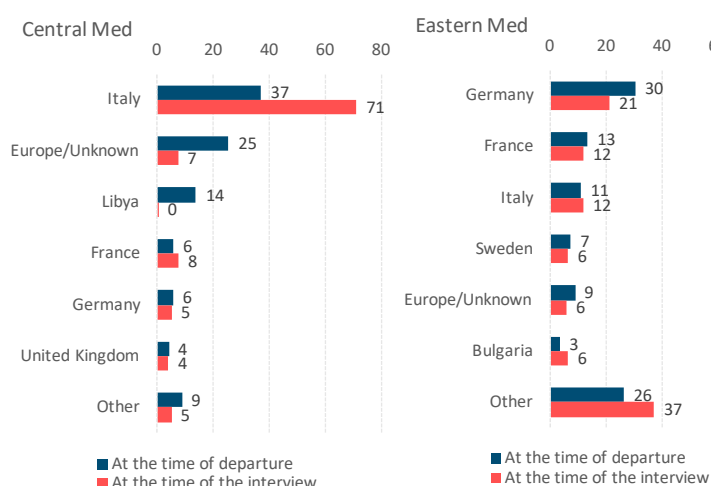


Figure 16: Share of respondents by reasons for leaving the country of departure by route.

Italy is reported by 37% of respondents on the Central Mediterranean route as the country they had in mind at the time of departure, followed by Europe in general or Unknown (25%) and Libya (14%). Germany, France and other European countries were also mentioned. On the Eastern Mediterranean route, Germany is reported as first intended destination by 30% of respondents, followed by France (13%) and Italy (11%) and many other northern European countries.



## Reasons for leaving when country of departure is different from that of origin

Among migrants who left from a country different from the one of origin (secondary migration), reasons for the second move are quite different from the original ones. On the Central Mediterranean route, migrants reported to have moved after having settled in a country different from that of origin mostly because violence, discrimination and personal insecurity increased (68%). Other reported reasons were war and conflict (33%) and economic (13%). On the Eastern Mediterranean sample instead, migrants moved because they had limited access to basic and humanitarian services in the country where they stopped (55% of the total) and because they wanted to have better access to health and education services or to re-join the family (53%).

These answers are consistent with the fact that, while many on the Central Mediterranean route settle with the intention to stay and work for a certain period and were forced to move again by the deterioration of conditions in the country of settlement (67% in Libya), migrants on the Eastern Mediterranean sample reported to have been forced to stop in Turkey (37%) and Greece (21%), but that they had another destination in mind.

## Intended destination countries

Overall, adults on both routes reported Italy as first intended destination at the time of departure (23%), followed by Germany (18%), Europe or unknown (17%), France (9%), Libya (7%), and Sweden (4%). Children on both routes reported to have had Italy as intended destination in mind when leaving in 33% of the cases, followed by those reporting Europe or unknown (19%), Germany (13%), Libya (9%), France (9%) and the United Kingdom (4%).

As intentions change by route and between the moment of departure and the moment of the interview where the migrant is already far away from his origin location, the graphs below compare the intended destinations at departure and at the time of the interview by route.

Intentions change once migrants arrive in Europe and face different conditions in the country of first reception or transit. Among migrants interviewed in Italy, 71% reports to be willing to stay in Italy while 8% mentions France and 5% Germany. The increase in migrants reporting Italy might be due to the fact that reaching other countries in Europe is more difficult than what was perceived at the beginning of the journey. On the Eastern Mediterranean route, the share of respondents who reports Germany decreases from 30% to 21%, with more respondents reporting other countries than before (for example Italy or Bulgaria).

Figure 17 & 18: Intended destination at time of departure and time of interview, by route.

Appealing socio-economic conditions (35%) and safety (26%) are the first two reasons mentioned by migrants interviewed in Italy as the choice of destination. Migrants interviewed in the Balkans mentioned the appealing socio-economic conditions (32%) and the presence of relatives (31%) as the most prominent reasons for choosing their intended destination.

This finding is consistent with the fact that 92% of migrants on the Central Mediterranean route reports of having no relatives at destination, while the remaining 8% reported to have relatives mostly in France (22%), the United Kingdom (15%), Germany (15%) and Italy (12%). On the Eastern Mediterranean route migrants report to have first-line relatives or other relatives already at destination in 17% and 27% of the cases respectively. Most frequently mentioned countries were Germany (31%), France (15%), Sweden (12%), Italy (6%) and Denmark (4%).

### 3. Methodology

In 2017, the FMS is conducted in 5 Italian regions, with a total of more than 50 flow monitoring points covered, including 3 hotspots (Pozzallo, Trapani and Taranto), other governmental reception centres for asylum seekers, transiting centres and unofficial gathering points. In the South of the country (Sicily and Apulia) migrants are interviewed at entry and transit points soon upon arrival in ports where disembarkations from Search and Rescue operations take place (Pozzallo, Catania, Trapani, Taranto, Brindisi). In Lombardy migrants are interviewed mainly in transit centres close to the Italy/Switzerland border (Como) and in Milan, which is a major hub for asylum seekers and migrants to be hosted or distributed in the region; in Liguria, migrants have been interviewed in transiting centres in Ventimiglia (close to the border with France); in Friuli Venezia Giulia migrants have been interviewed in reception centres which mainly host migrants entered by land from Slovenia or Austria. Hence, the overall sample from the survey conducted in Italy also includes a share of migrants arrived in Italy by land, travelling along the Eastern Mediterranean route.

The 2017 survey for the Eastern Mediterranean route is conducted in locations of entry, transit, and exit same as in specialized accommodation and reception centres in Bulgaria, Greece, Hungary, Serbia and the former Yugoslav Republic of Macedonia. Few surveys were also conducted in Montenegro and Kosovo (UNSCR 1244). The data collection activities are adjusted following the different developments on the ground. A network of data collectors covered more than 34 locations among official reception centres, transit/exit/entry points and accessible unofficial sites with reported presence of stranded migrants: Athens, Oreokastro, Thessaloniki and Schisto in Greece, Gevgelija in the southern part the former Yugoslav Republic of Macedonia, the reception centres of Nyrbrator, Vamosszabadi, Gyor in Hungary, the transit zones near the border with Serbia (Röske and Tompa), the reception centres of Harmanli and Pastrogor in Bulgaria and the transit sites in Subotica and Sid in Serbia.

In all cases, respondents are approached in an ad hoc manner by IOM field staff, with those who give their consent to be interviewed proceeding with the remainder of the questions. The sample is therefore not random and, as with all surveys of this kind, this can lead to selection bias. Those more willing to respond to this survey are young adult males, which are therefore slightly overrepresented on both samples, in comparison to women.

The survey is designed for profiling third-country nationals (non-European) who are migrating towards Europe using the so-called Central and Eastern Mediterranean routes. Only migrants age 14 and above are approached. In 2017, only migrants arrived in the country of the interview from the beginning of 2016 onwards are considered. The survey is translated into Arabic, Dari, English, French, Farsi, Italian, Pashtu and Urdu. The surveys are fully anonymous and voluntary.

The DTM's baseline FMS module captures data on the demographic profile of the respondents, the circumstances of their migration journey and migration push factors, their place of origin or their last country of habitual residence, and the existing pull factors in their intended country of destination. The sample structure intends to represent migrants' nationalities, sex and age structures therefore it aims to be representative. Nevertheless, flows are constantly changing and fieldwork conditions depend on the country, location and centre surveyed.

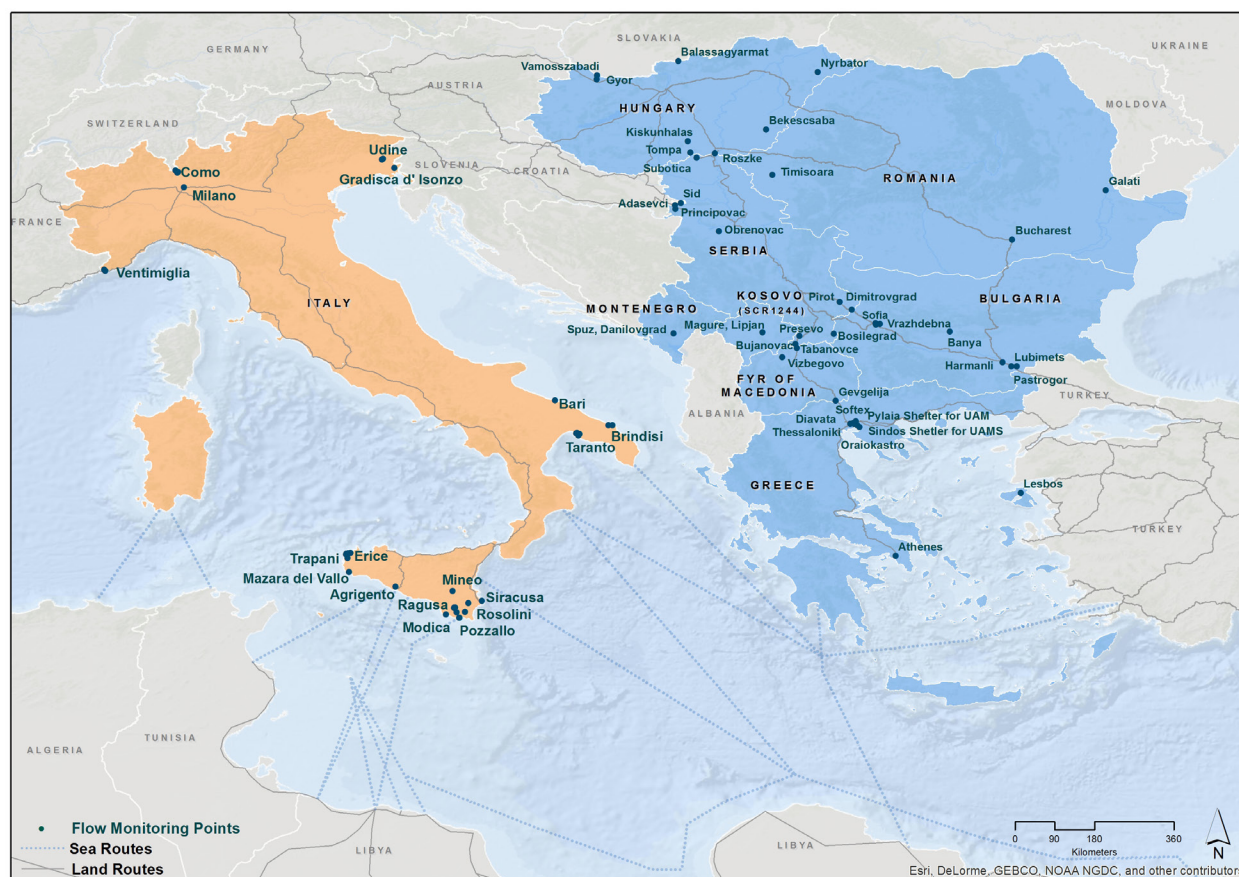
The FMS includes a module dedicated to questions on a set of specific human trafficking and exploitation practices. The module is prepared by IOM's Assistance to Vulnerable Migrants (AVM) Unit and gathers information on events experienced by the respondent directly or by one of his/her family member, or witnessed by the respondent during the journey. The survey structure has the advantage of facilitating the collection of data that relates to the direct experiences of the primary respondent. The respondent is also asked a follow up question about whether that same experience applies to any of his or her family members travelling with him or her on the journey, in order to capture the experiences of other migrants and refugees on the route (see [Section 1](#) for the choice of indicators considered in this report).

Through the use of standardized measures, comparisons across countries, time and different populations, the survey allows to give a good understanding of the overall vulnerability to abuse, human trafficking and exploitation of migrants in transit towards Europe.



## Displacement Tracking Matrix (DTM)

### Flow Monitoring presence in Europe - August 2017



## Further readings

- [The Human Trafficking and Other Exploitative Practices Indication Survey: Analysis on migrants and refugees from Nigeria travelling along the Central Mediterranean route \(September 2017\)](#)
- [Flow Monitoring Surveys: Analysis - Top 5 countries on the Central and Eastern Mediterranean route compared \(July 2017\)](#)

