

# Impacts of displacement

---

Drought displacement in Gode Woreda, Ethiopia



# Table of contents

<b>6</b>	<b>Executive summary</b>
<b>8</b>	<b>Introduction</b>
<b>10</b>	<b>Impacts on livelihoods</b>
<b>13</b>	<b>Impacts on housing</b>
<b>19</b>	<b>Impacts on security</b>
<b>21</b>	<b>Impacts on education</b>
<b>25</b>	<b>Impacts on health</b>
<b>29</b>	<b>Conclusion</b>
<b>30</b>	<b>Endnotes</b>





Warder District, Warder Zone, Somali Region, Ethiopia. As drought forces pastoralists to move, many settle down in temporary sites where little to no assistance is available. Credit: Mulugeta Ayene.

# Executive summary

Internal displacement linked with drought is one of the main challenges for the Somali region of Ethiopia. IDMC conducted an assessment of the impacts of displacement on the livelihood, housing conditions, health, education and security of internally displaced people (IDPs) and their non-displaced neighbours in Liaanmo, Gode woreda in 2021 in order to inform more comprehensive and inclusive assistance to affected populations. This report presents its key findings.

---

## Impacts on livelihoods

The impacts of displacement on the livelihoods of IDPs and of the non-displaced community in Liaanmo have been diverse. The arrival of IDPs in the area and the subsequent increase in demand was linked with a positive rise in business and employment. It also, however, was accompanied by a rise in prices and a decrease in the wage of labourers.

Most of the displaced respondents were pastoralists who left their home area because of drought and their resulting inability to keep their cattle. Nearly half of them lost their source of income after displacement, many for several months. Those who managed to find work in Liaanmo do manual labour and perform household chores for the non-displaced community. Many fetch water or firewood in exchange for money. On average, internally displaced households earn less than half of what non-displaced households do. Their lack of skills, apart from herding, and their poor social networks in the host area, are key barriers for them in accessing more and better work.

Support in the search for livelihood opportunities through dedicated networks and training could ensure that both displaced and non-displaced communities in Liaanmo benefit from economic growth while mitigating displacement's negative consequences.

---

## Impacts on housing

Displacement has had a severe impact on housing conditions and land ownership rights. Most IDPs used to own their home in their area of origin. They now have to rent accommodation in Liaanmo. About a third of the surveyed IDPs reported being less satisfied with their housing conditions for this reason. Another third, however, said they were more satisfied now as a result of better access to infrastructure and services.

The houses IDPs live in differ significantly from those of non-displaced people in Liaanmo. Most of the houses sheltering IDPs are made of mud and corrugated iron sheets, while the houses of the local community are made of concrete and stone.

About half of the surveyed members of the non-displaced community reported paying additional expenses for their home after the arrival of IDPs in Liaanmo. This was linked with the rise in rental prices and of utilities and household items.

---

## Impacts on education

Displacement's consequences for the education of displaced children can, to some extent, be perceived as positive. There are higher enrolment rates and satisfaction levels with regard to education for IDPs in their host area than in their home area. The most vulnerable among them, however, including girls and children from families with lower incomes, can still find themselves left out of the educational system.

There is no language barrier preventing displaced children from accessing school in their host area, and government schools are free. Administrative issues, such as registering in the middle of the school year from another district, do not seem to be a major obstacle either.



Other obstacles, however, prevent displaced children from going to school, even when they are officially enrolled. Most IDPs, for example, live on the outskirts of town, further from educational facilities than the non-displaced community. Displaced families' more meagre financial resources also mean that they often cannot afford transportation, uniforms, books, materials, or even breakfast for their children. Nearly 42 per cent of displaced children experienced a break in their studies following their displacement, many for several months or even years.

Teachers say that since the arrival of IDPs in the area it has been difficult to accommodate the greater numbers of pupils. Non-displaced respondents mention both the higher cost of education since the arrival of IDPs in the area, and the existence of more schools and better trained teachers which has resulted in an overall improvement in the quality of instruction.

## Impacts on health

Displacement has been linked to a deterioration in many IDPs' health. Forty-four per cent of them said that their physical health had worsened since they left their home, while only 17 per cent said it had improved. The IDPs mentioned as related factors the loss of access to food from their cattle, including milk, butter and meat, as well as poor access to drinking water in the settlement where they currently live. Fifty-six per cent of them acknowledged better access to healthcare in town compared with the rural areas from which they came. They also, however, mentioned more widespread diseases and overcrowding in local health facilities.

Most non-displaced respondents said their physical health had not changed since the arrival of the IDPs in the area, but some complained of overcrowding at health facilities. A similar proportion praised the new developments in the health system and the arrival of more health professionals following that of the IDPs in Liaanmo.

As IDPs live in remote areas, they have less access to healthcare. They have to pay transport costs to get to healthcare facilities and sometimes have to put up money to stay overnight in the city. IDPs' lack of financial resources and distance from town are key barriers for them in accessing quality healthcare. At the same time, their poor nutritional status and vulnerability to communicable diseases in low-quality shelters mean they are likely to need medical support.

## Other impacts of displacement

Displacement's impacts on security for displaced and non-displaced respondents were also assessed but did not appear significant. Several displaced respondents spoke of an overall improvement in security in the region, which they described as related not to displacement but to a decrease in conflict.

People with disabilities faced unique challenges and were disproportionately affected by displacement. Tailored assistance for IDPs with disabilities, however, remains limited, as is specialised healthcare and accessible housing and education facilities for them.

The number of COVID-19 cases in the Shabelle zone of the Somali region were reportedly very low, but the pandemic still affected everyone in the area, displaced and non-displaced alike. Pandemic restrictions had a very significant impact on people's income, and in turn on security, by causing a rise in theft. The impacts on IDPs' resources also were reportedly greater than on non-displaced people, as were those on displaced children's education. Non-displaced students started classes as soon as schools reopened after a one-year closure, but many displaced students did not.

This assessment highlighted several ways in which displacement affected both displaced and non-displaced communities in the host area. Some of these impacts were positive, and should be capitalized on. Others either led to an immediate deterioration in affected people's lives, or have the potential to lead to future complications. These negative impacts can be addressed through more comprehensive, inclusive and tailored responses that consider displacement as a longer-term phenomenon as well as a short-term emergency.

# Introduction

Ethiopia is among the countries most affected by internal displacement with 2.7 million internally displaced people (IDPs) at the end of 2020.<sup>1</sup> Most of them were displaced because of conflict and violence, but many also fled because of disasters, including drought.

In previous studies on internal displacement linked with drought in the Somali region of Ethiopia, IDMC highlighted the severe needs faced by IDPs in host communities and their difficulties attaining new livelihoods and integrating into more urban environments.<sup>2</sup> A consultation conducted with humanitarian organisations in Ethiopia at the end of 2020 called for more detailed information on the impacts of displacement on IDPs and host communities as a means to design more tailored responses.<sup>3</sup>

There were 331,000 people living in internal displacement as a result of drought at the end of 2020.<sup>4</sup> Out of 844,642 IDPs living in 408 sites in the Somali region, nearly a third, or 278,025, had been displaced by drought.<sup>5</sup>

The government of the Somali region has recognised climate change as one of the main drivers of displacement there and identified people displaced by drought as a target group in its 2017-2020 Somali Region Durable Solutions Strategy.<sup>6</sup>

Displacement can affect the livelihoods, housing, health, education and security of IDPs and the local non-displaced population. It can also have an impact on their social life, access to infrastructure, and the environment in which they live.<sup>7</sup> If they are unable to achieve a durable solution, their wellbeing and their welfare can be significantly harmed.

This report presents an assessment of the impacts of internal displacement on people displaced by drought and of their host community in Liaanmo (Gode woreda). The results were obtained using IDMC's original survey on the socioeconomic impacts of displacement on livelihoods,

housing, health, education and security.<sup>8</sup> The survey's quantitative results were complemented with key informant interviews.

The humanitarian needs of IDPs living in the Somali region were already severe, but reports suggest that the COVID-19 pandemic has heightened their vulnerabilities and created additional barriers to accessing food, health-care, livelihoods and other essential services.<sup>9</sup> Specific questions were added to IDMC's standard survey to investigate the impacts of the COVID-19 pandemic on people displaced by drought and on their non-displaced neighbours.

The Durable Solutions Initiative (DSI), which was launched in late 2019 by the government of Ethiopia, the UN, NGOs and donors, recognises the need for better data and evidence on internal displacement to inform targeting and assist in measuring the impacts of interventions.<sup>10</sup> Data disaggregated by sex, age, disabilities and other characteristics for assessing the situation of IDPs and host communities is lacking, but is essential for evaluating progress towards durable solutions.<sup>11</sup>

This assessment is intended to provide the government and other humanitarian and development actors in the Somali region with a comprehensive overview of the consequences of internal displacement linked with drought on IDPs and host communities. Such information can help tailor more inclusive assistance and help monitor the effectiveness of prior investments.

## Box 1: Sample description

Liaanmo, in Gode woreda, was chosen for this case study because it has high levels of internal displacement linked with drought while serving as an example of IDPs' integration into a non-displaced community.

This study focuses on IDPs who arrived in Liaanmo between February 2018 and April 2020 after having left their home because of drought. Within the sample, 68 per cent had arrived in 2018 and 31 per cent in 2019. Of these, 53.2 per cent reported having had to move three times or more, 35.3 per cent twice and 11.5 per cent once.

A total of 156 IDPs and 172 members of the local non-displaced community were interviewed. Of the surveyed IDPs, 52.6 per cent were women. So were 51.7 per cent of their surveyed non-displaced neighbours. The average age of the respondents was 41 for IDPs and 37 for non-displaced neighbours.

The demographic distribution of the displaced population differs significantly from that of the non-displaced community and of the national population (Figure 1). It is much younger, with 65.4 per cent of the members of displaced households surveyed under 18, compared with 43.1 per cent

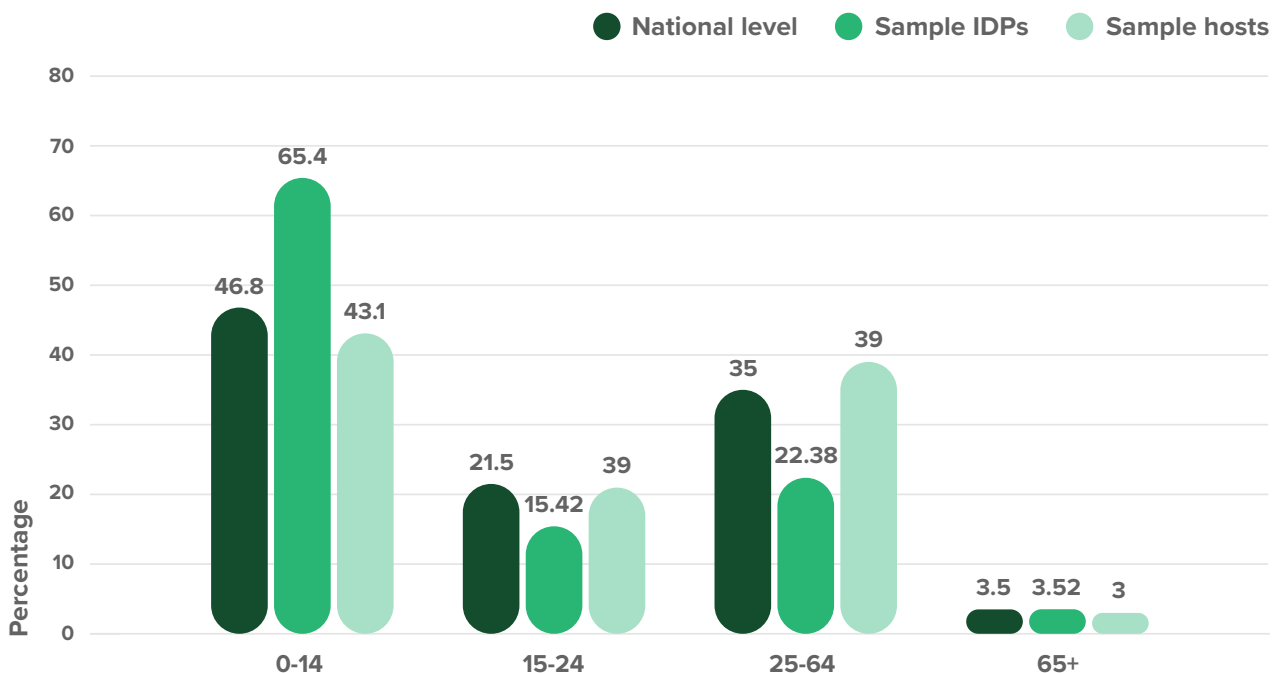
of the members of surveyed non-displaced households and 46.8 per cent of the national population.

Most surveyed IDPs speak Somali as their main language at home, but 21.8 per cent use Amharic. This compares with the 86.6 per cent of non-displaced respondents who speak Amharic at home and the 9.9 per cent who speak Somali. Two-thirds of the surveyed IDPs come from the same woreda (Gode). Another 15.4 per cent come from Afder and 8.3 from Fiq. As to their origins, 92.3 per cent reported coming from a rural area and 7.7 per cent from a city or town.

Within the group of non-displaced respondents, only 9.4 per cent share their home with displaced people.

Six per cent of displaced respondents were identified as having disabilities. Some respondents said that another member of their household had disabilities. Overall, 19 per cent of the surveyed displaced households have at least one member with disabilities. Most displaced respondents with disabilities were above the age of 60 and use Somali as their main language. In comparison, 12 per cent of surveyed non-displaced households include at least one member with disabilities (see spotlight on page 13).

Figure 1: Percentage of members of displaced and non-displaced households surveyed and of the national population by age group (survey data and UN World Population Prospects data 2020)



# Impacts on livelihoods

The impacts of displacement on the livelihoods of IDPs and of the non-displaced community in Liaanmo are diverse. Increasing demand may be linked with a beneficial increase in business and employment. It is also linked, however, with a rise in prices and a decrease in the wage of manual labourers. When forced to abandon their pastoralist lifestyle, some IDPs found new and different opportunities to work and earn money, but many did not. Helping them find livelihood opportunities through dedicated networks and training could ensure that both displaced and non-displaced communities in Liaanmo benefit from the economic growth while mitigating displacement's negative consequences.

Most of the displaced respondents were pastoralists who left their home area because they could not keep their cattle amid drought. In Liaanmo, most IDPs earn an income through manual labour and household chores for the local community. Many fetch water or firewood in exchange for money.

*“Most [IDPs] were pastoralists without any education. They work whatever job they can find to meet their daily needs. Most of them are low-wage workers and manual labourers.” – Representative of an international NGO working in the Somali region*

Displacement forced most IDPs to change their source of livelihood. Only 42 per cent managed to continue earning money in the same way as before. Eleven per cent earned an income in a different way, and 47 per cent lost their source of income altogether. Of those who lost their income, 81 per cent are still unemployed, while 14 per cent experienced unemployment for seven to 12 months. Lack of skills other than herding, and poor social networks in the host area, are key barriers preventing IDPs from finding work.

*“Only ten per cent of [displaced youth] are employed. They do not have the required skills. [...] They are too old to get an education, as there is no institute that accepts people of their age. The [youth] who came here from other regions, from the southern region, for example, have better skills and experience in daily labour, and that makes them more desirable” – Representative for displaced and non-displaced youth*

“People want to employ those they know. Since IDPs are new to the area, people do not want to hire them. Members of the community can also communicate with employers better.” - Community leader from the non-displaced population

Only seven per cent of the displaced households earned money from work before, while 25 per cent worked for money after their displacement to Liaanmo. This could appear like a positive outcome, but many IDPs did not consider it so and explained that they used to possess everything they needed with their cattle and home. Now that they had lost these things, they were forced to find a new income generating activity.

The local non-displaced community mostly consists of merchants, office workers and people engaged in agriculture. Most non-displaced households earn money from work, but there has been a slight increase in the number of people earning money this way since the arrival of IDPs in the area, from 83 per cent to 88 per cent. This may be linked with an increase in business since the arrival of the IDPs and the subsequent rise in demand.

*“The number of displaced people here is significant. Even though they don't make much money, they have contributed to the growth of the economy. They spend what they make here, and that, in turn, increases trade.” – Woreda administrator*

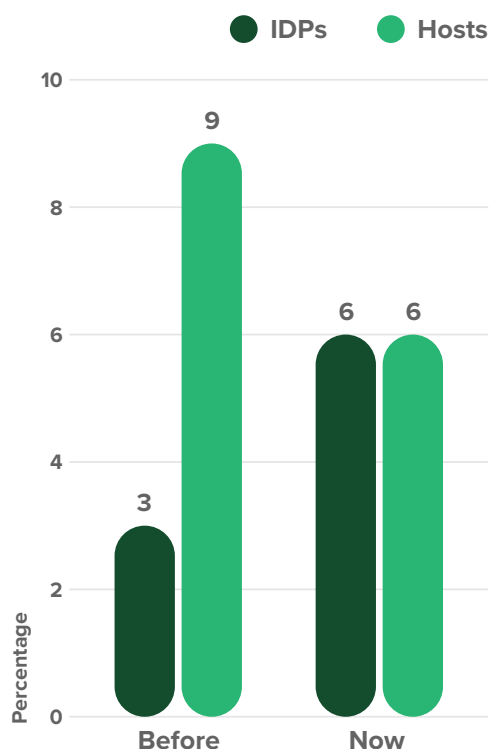


On average, internally displaced households earn less than half of what non-displaced households do: \$54 and \$134 per month respectively. The average income for displaced households was slightly higher before displacement, at \$62, compared with \$124 for non-displaced households.

*“The displaced people work for a lower wage. So, when local labourers are offered less money by employers [they] blame the IDPs for lowering the working wage. This creates a conflict between workers.” – Representative of an international NGO working in the Somali region*

Other sources of income include remittances from family and friends. Displaced respondents now receive remittances more frequently than they used to before their displacement, but the reverse is true for non-displaced respondents. IDPs receive on average \$82 per month from family or friends, compared with \$32 before their displacement. Members of the non-displaced community receive less, on average, at \$32 per month.

Figure 2: Percentage of displaced and non-displaced respondents receiving money from family or friends, before and after displacement



*“The type of jobs the local population do is different. Half of them are business owners, and the other half are government employees. Some locals also have relatives living abroad and get remittances from them. Therefore, in general, the local population earns more than IDPs.” – Representative of displaced and non-displaced youth*

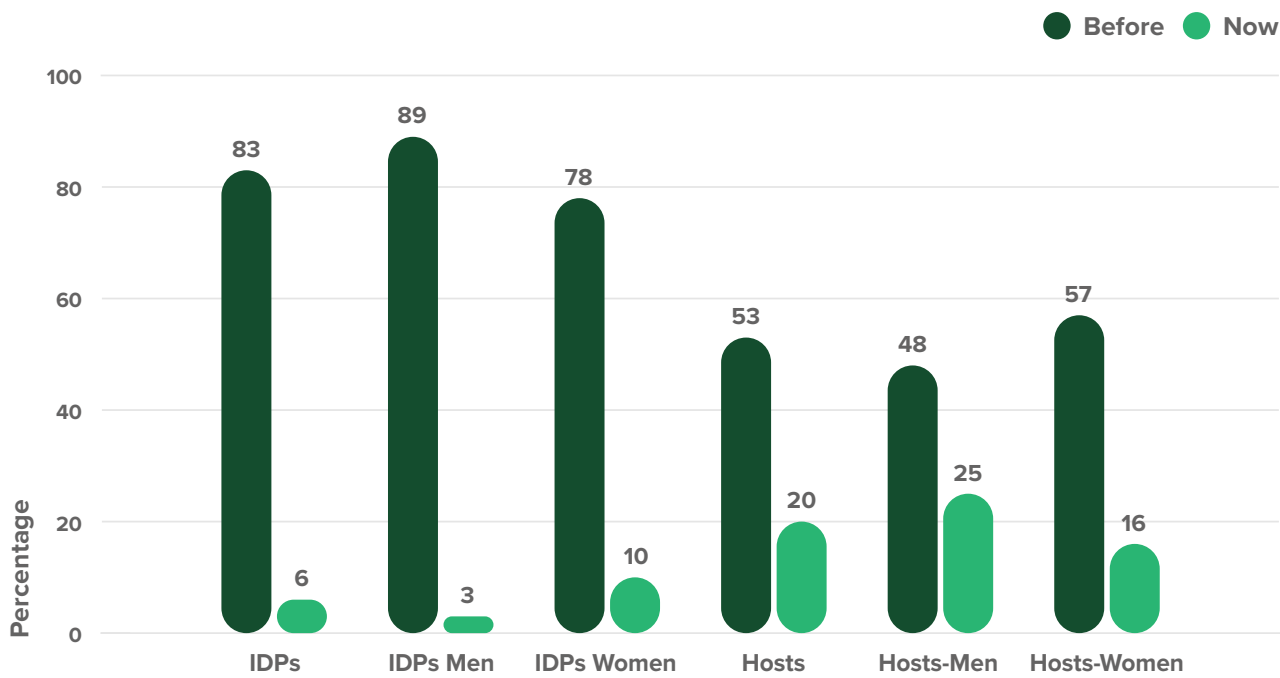
Financial support from the government is another source of income for one per cent of displaced respondents, a figure similar to that before displacement. The amount received by IDPs decreased from \$20 a month before their displacement to \$12 today. Three per cent of members of the non-displaced community used to receive money from the government before IDPs arrived in the area, at an average of \$14 a month. None do today.

Displacement had a significant impact on the living standards of all IDPs. Eighty-three per cent estimated that they had sufficient financial resources to meet their basic needs and wants before their displacement, but only six per cent said that was the case after their displacement. The decline has been even steeper for men, with the percentage falling from 89 per cent before to three per cent after displacement. This compares to 78 and ten per cent respectively for displaced women. Before displacement, IDPs could rely on their cattle to provide them with food, including butter, milk and meat. They also had no expenses linked with their housing since most of them owned their home.

The increase in the price of utilities, goods and rent following the arrival of IDPs in Liaanmo also has had an impact on the living standards of the non-displaced community. Fifty-three per cent of non-displaced respondents estimated that their financial resources were enough to meet their basic needs and wants before the arrival of IDPs, but only 20 per cent said this was the case afterwards. This time, the decline was steeper for women: 57 per cent of non-displaced women reported they had enough resources before displacement, compared with 16 per cent after. The figures are respectively 48 per cent before and 25 per cent after for non-displaced men.

*“The city has expanded since the IDPs came. The IDPs also help increase business activity in the city, since they spend what they earn here. These things can be considered as positive effects of their arrival. Landlords have been able to find tenants easily, and manual labour has become cheap because displaced people are desperate to make money.” – Representative of displaced and the non-displaced youth*

Figure 3: Percentage of displaced and non-displaced respondents estimating that they have enough financial resources to meet their basic needs and wants, before and after displacement





Upon arrival in the area, IDPs did not find shelter immediately. They settled in vacant areas where temperatures were high, occupying makeshift shelters that failed to protect them from the sun and rain. More IDPs now rent houses than live in the homes of local community members.

The houses IDPs live in differ significantly from those of the local community. Most houses occupied by IDPs are made of mud and corrugated iron sheets, whereas the houses of the local community are of concrete and stone. The houses IDPs live in are also of lower quality, some only covered with cloth.

*“People build mud houses when they own a piece of land and want to show that the land is occupied. They are small houses and not intended to serve as someone’s shelter. When the IDPs arrived here, however, they rented these houses from the landowners because they had no alternative.” – Local administrator*

The government provided water to some settlements, but some IDPs also get water from the Shebele river, four kilometres away from the centre of town. Members of the local community, by contrast, get their water from the town’s reservoir. Some temporary latrines have been set up, but they are insufficient.

*“When they first arrived here, we did not have a budget for shelter. Other issues needed to be addressed first, like food and water. The government and NGOs provided water for IDP sites, but these have not been provided with shelters.” – Member of an international NGO working in the Somali region*

Displacement has severely affected the housing conditions of IDPs. Nearly 80 per cent of the surveyed IDPs owned their home before being displaced, compared with 24 per cent after their displacement. The average

value of their original home was estimated at \$695. This compares with an average value of \$1,360 for the new homes owned by IDPs in Liaanmo. The average value of a home in the non-displaced community in Liaanmo is 15 times higher at \$20,308, but home ownership is rarer among this community than for the IDPs, with only 20 per cent of the non-displaced interviewees saying they own their home.

Figure 4: Percentage of home owners in the internally displaced population before and after displacement, and in the non-displaced community

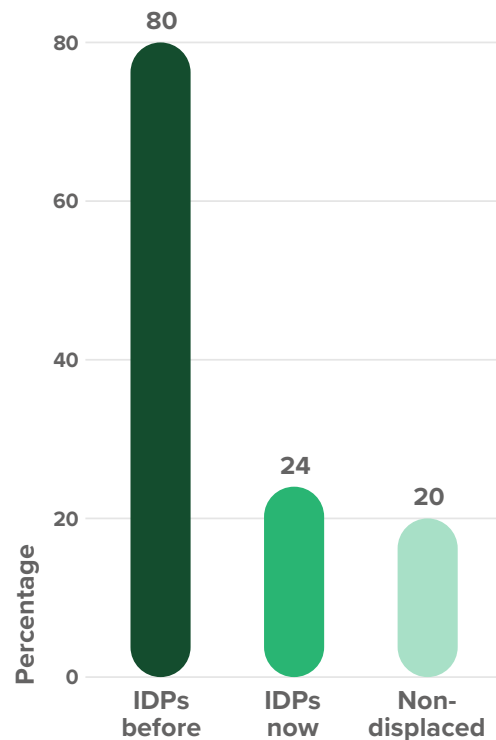
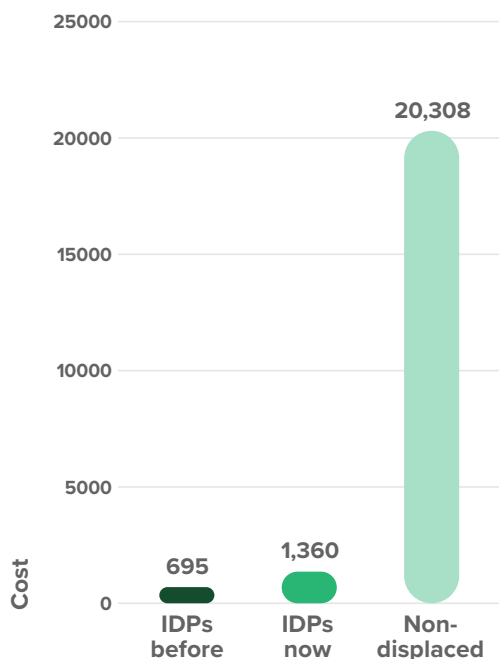


Figure 5: Average value of home owned by IDPs before and after displacement, and by non-displaced interviewees in Liaanmo, in USD



Only 7 per cent of the IDPs rented their home before their displacement. After their displacement, however, 53 per cent rented their home in Liaanmo. The IDPs pay on average \$16 per month. This compares with 70 per cent of non-displaced respondents who rent their homes, at an average cost of \$29 per month.

Housing security is much lower for IDPs. Sixty-nine per cent of non-displaced home owners reported having documents proving home ownership and 28 per cent of non-displaced tenants had written rental agreements, but only 5 per cent of displaced home owners and 1 per cent of displaced tenants had such documentation. These figure are, however, slightly higher than in the IDPs' area of origin, where almost nobody had documentation proving their home ownership or tenancy.

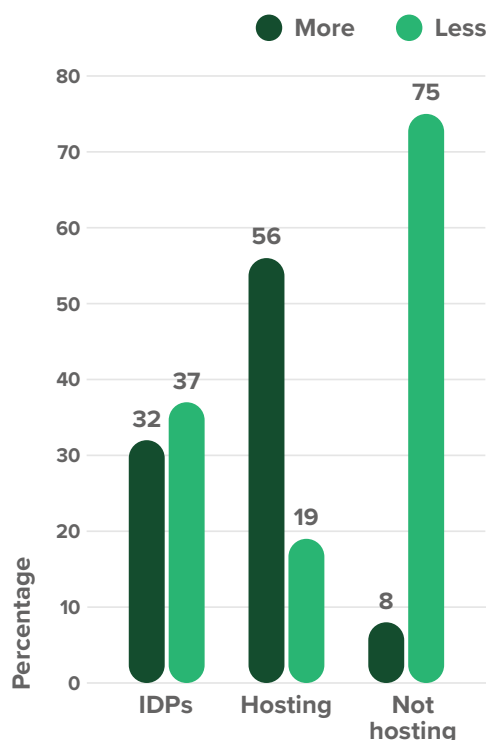
About half of the surveyed members of the non-displaced community reported having additional housing expenses after the arrival of IDPs in Liaanmo. This was particularly true for 88 per cent of those sharing their home with IDPs. It was also true, however, for 47 per cent of interviewees not sharing their homes. On average, this additional expense was estimated at \$47 monthly for those sharing their home with IDPs and \$17 monthly for those not sharing.

*“There has been an increase in rent, household utilities and consumer goods. For example, sugar used to cost 30 Birr (\$0.70) but now it is 50 Birr (\$1.15). Cooking oil used to be 150 Birr (\$3.45) and now it is 250 Birr (\$5.75). Everything is becoming expensive and unaffordable.” – Surveyed member of the non-displaced local community*

Interviewees gave consistent reports on the rise in the price of housing rentals as well as that of utilities and household items. For instance, a barrel of water used to cost \$0.50 but now costs \$1.15. The price of a refrigerator or a mattress reportedly doubled as a result of increased demand in the area.

Nearly 70 per cent of the non-displaced local community said they felt less satisfied with their housing conditions since the arrival of IDPs in Liaanmo. They reported the increases in rents as well as a shortage in housing. They also mentioned the lack of livelihood opportunities and the resulting lack of financial resources to buy or rent a better home.

Figure 6: Percentage of IDPs and non-displaced respondents who share their home with IDPs (hosting) and who do not share their home (not hosting) feeling more and less satisfied with their housing conditions since IDPs arrived in Liaanmo





This dissatisfaction is, however, much more prevalent among local community members who do not share their home with IDPs: 75 per cent of them are less satisfied with their housing conditions now, compared with only 19 per cent of those sharing their home with IDPs. In the latter group, 56 per cent of the respondents actually reported feeling more satisfied with their housing conditions now that IDPs live with them. Several mentioned the increase in the value of their homes and in the number of construction projects for new homes following the growth of the population. This, they say, has created better, more modern residential areas. Others explained that they are happy sharing their home with their displaced relatives, who would do the same for them if they were in a similar situation.

*“I am living in a house that I bought when I first came to this area. And now it has a good resale value.” – Surveyed member of the non-displaced local community.*

Within the displaced community, the impact of displacement on housing satisfaction is less obvious. Surveyed

IDPs were equally divided with about a third each reporting feeling more satisfied, less satisfied or equally satisfied with their housing conditions as they did before their displacement. Most IDPs who reported being less satisfied said they used to own their home and no longer do, having to pay rent instead. They also mentioned the high cost of living in Liaanmo. Some IDPs received support in the form of shelter and cattle from the local authorities in Liaanmo, but most did not.

*“We chose around 150 people with families who are deeply affected by their displacement and helped them. We gave them cattle and built them a shelter so they can support themselves.” – City representative*

Those who are more satisfied now mentioned better access to infrastructure and services, and their move into houses made of corrugated steel. These contrast with their previous homes, which were made of hay. Several also mentioned being happy that they no longer have to live a nomadic life but can settle in one place.

### Box 2: IDPs with disabilities

IDPs with disabilities face unique challenges during their displacement, which can compound the negative impacts of displacement and hinder their ability to achieve durable solutions. About 15 per cent of the globe’s population is estimated to have a disability, of which 80 per cent live in low- and middle-income countries.<sup>12</sup> It has been estimated that about 17.6 per cent of Ethiopia’s population has a disability, but figures vary depending on the definition and assessment tools used.<sup>13</sup>

Ethiopia’s Durable Solutions Initiative recognises the need to consider the specific concerns and perspectives of people with disabilities, among other vulnerable groups, when designing interventions for IDPs and measuring their progress towards durable solutions.<sup>14</sup> Information on the various ways displacement affects people with disabilities, however, remains limited. The findings of this case study serve to outline some of the key challenges IDPs with disabilities face during displacement and highlight areas where greater inclusion is needed.

Out of 156 surveyed IDPs, ten respondents, or six per cent, were identified as having disabilities themselves, using the Washington Group Short Set of Questions.<sup>15</sup> This rate is lower than the global and national disability prevalence rates, but it has also been lower in other assessments of IDPs. In a recent assessment conducted by the International Organization for Migration’s (IOM’s) Displacement Tracking Matrix (DTM), of 844,642 IDPs living in the Somali region, 5,315 were found to have disabilities. This represents less than one per cent of IDPs.<sup>16</sup>

Some displaced respondents also reported having another member of their household with disabilities. Overall, 19 per cent of the surveyed displaced households have at least one member with disabilities. By comparison, 12 per cent of surveyed non-displaced households include at least one member with disabilities.

Most of the disabilities related to vision. This affects ten per cent of displaced households (see figure 7).

Figure 7: Percentage of displaced households with at least one member experiencing "a lot of difficulties" or who "cannot do it at all" in the respective domains of functioning



## Key challenges

Physical, financial and informational barriers can make it difficult for IDPs with disabilities and their families to leave their homes and relocate to new areas. Most displaced respondents with disabilities said they faced challenges in abandoning their homes, including travelling to another area, finding a place to stay and accessing assistance available to other IDPs.

The most commonly cited challenges they face during their displacement are accessing toilet facilities, getting enough food to eat, and participating in community life and activities. About half of the displaced respondents with disabilities cited a lack of economic resources as a major factor in the challenges they face. This is consistent with the fact that all displaced respondents with disabilities reported that their household's financial resources were insufficient to fulfil all their needs and wants.

Interviews with key informants indicated that social stigma, topography and separation from agricultural land can make it difficult for people with disabilities to find work while they are displaced. As a result, they often depend on relatives and food distributed by NGOs, or resort to begging.

## Impacts of displacement

In addition to facing unique challenges, the findings suggest that IDPs with disabilities can also be disproportionately affected by the negative impacts of displacement. Seventy per cent of displaced respondents with disabilities said their physical health had worsened since leaving their home, compared with 43 per cent of displaced respondents without disabilities (see figure 8). A higher proportion of IDPs with disabilities than IDPs without them also reported feeling more worried, nervous, angry or sad now than before they were displaced, at 40 per cent (see figure 9). Limited access to medication, assistive devices and specialised healthcare during displacement, as well as increased stress because of a lack of livelihoods, tend to worsen the physical and mental health of people with disabilities.



Figure 8: Percentage of IDPs who feel their physical health has worsened, remained the same or improved since displacement, by disability status

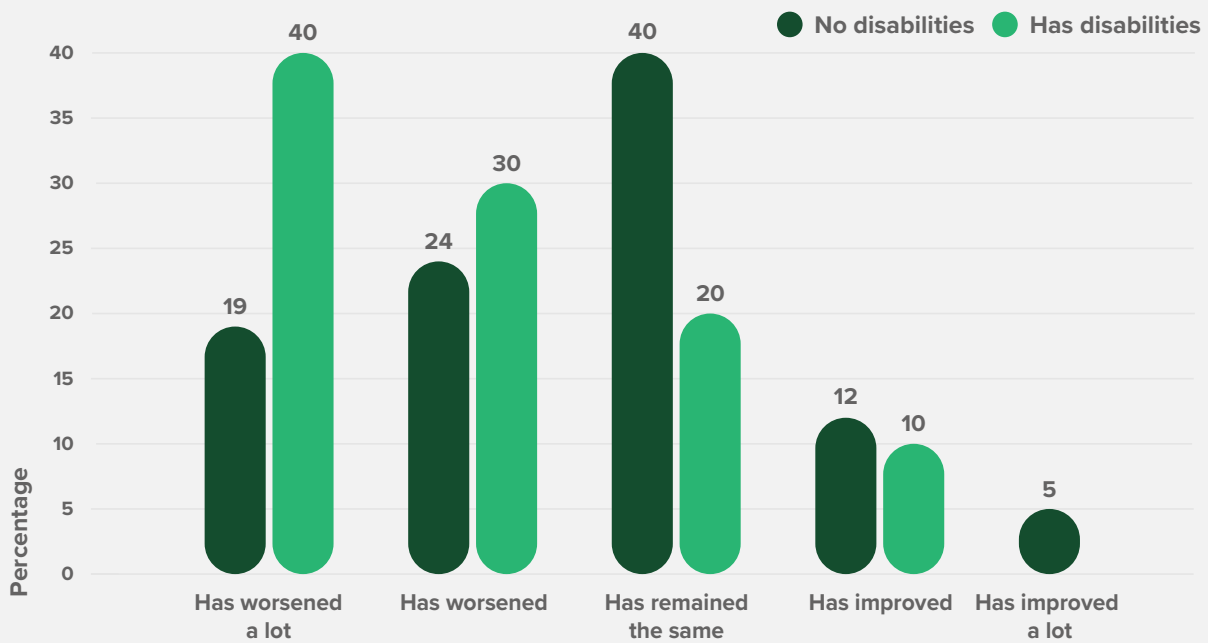
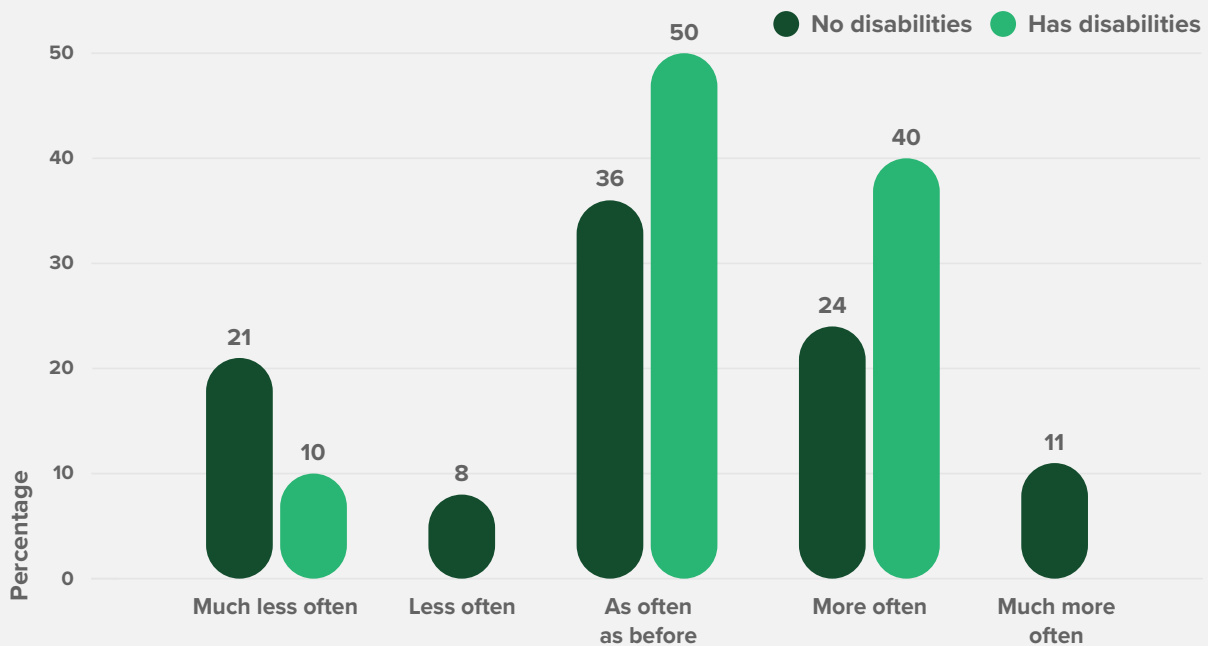


Figure 9: Percentage of IDPs feeling more, equally or less worried, nervous, angry or sad today compared with before their displacement, by disability status



There were, however, signs that displacement has had positive impacts on some IDPs with disabilities. Seventeen per cent of displaced households with at least one member with disabilities said they have less access to healthcare now compared with before their displacement, but 52 per cent said they have more access and 31 per cent said the access was the same. Similarly, 40 per cent of

displaced respondents with disabilities said they were more satisfied with their housing conditions now compared with before, while the remaining 60 per cent said they were equally satisfied. Despite this improvement, a representative of IDPs with disabilities in Gode noted that many IDPs with disabilities struggle to access housing and instead have to live with their relatives.

---

## Barriers to tailored assistance and participation

*“Our main problem is housing. We need shelter. We also need restrooms that are suitable for us. We can do much for ourselves, but we also need support.” – Testimony from representative of people with disabilities in the displaced population in Gode*

Despite having specific needs during their displacement, IDPs with disabilities have limited opportunities for tailored assistance. The community administration and some NGOs offer financial support for them, but almost all displaced respondents with disabilities said they do not receive any assistance adapted to their difficulties, such as financial support or specialised healthcare. A third said they had not been consulted about available assistance, while about half said they did not even know of any assistance available to IDPs. Key informants also noted the lack of specialised healthcare. They also said that a lack of accessible housing and education facilities are major barriers for IDPs with disabilities.

The barriers they face in accessing services and humanitarian assistance during their displacement can hinder the ability of IDPs with disabilities and their families to achieve durable solutions. The majority of displaced respondents with disabilities have been forced to move three or more times since originally leaving their homes. The reasons for these secondary displacements should be investigated further. They could suggest, however, that greater support is required to address their immediate needs and reduce their risk of further displacement.

---

## Towards approaches that are more disability inclusive

*“People with disabilities are aware of their own needs much more than other people. They should be able to meaningfully participate in designing support and solutions” – Testimony from a representative of an international NGO supporting people with disabilities in Ethiopia*

The findings highlight that the challenges people face in displIDPs-Ment are often compounded for people with disabilities. Greater efforts are needed, but examples of more accessible and inclusive service delivery are emerging in Ethiopia to address the physical and informational barriers facing IDPs with disabilities.<sup>17</sup>

This includes the use of mobile psychosocial safe spaces to provide outreach protection services for IDPs unable to travel long distances. It also includes involving people with disabilities in community awareness events and training in camps.<sup>18</sup> Such initiatives could be scaled up to ensure that IDPs with disabilities can access the support they need and play an active role in pursuing durable solutions to their displacement.

The principles of universal design should be standard practice when designing services for IDPs. Expanding the collection of data disaggregated by disability is also key to understanding their diverse needs during displacement and more effectively tailoring support.





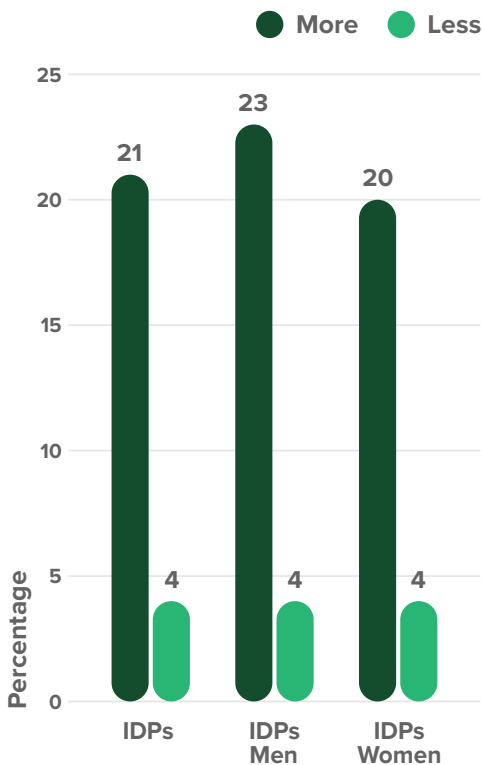
*“It was safe back then and it is safe now. Displaced people didn’t cause any security concerns in this area.”*  
 – Local administrator

Displacement does not appear to have had a significant impact on perceived security. Several displaced respondents mentioned the overall improvement in safety in the region. They said this was unrelated to displacement but rather to a decrease in conflict.

*“In the rural area, we used to fear that our cattle could be stolen. In Gode town security is good.”* – Displaced respondent

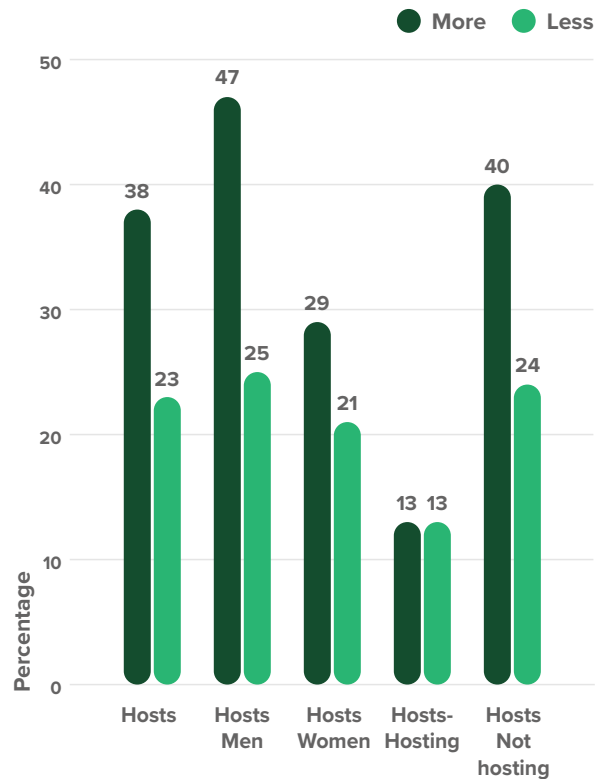
Most surveyed IDPs, or 75 per cent, reported no change in how safe they feel since their displacement. Only four per cent reported feeling less safe, and 21 per cent reported feeling more so. The results do not vary much depending on the respondent’s sex.

Figure 10: Percentage of surveyed IDPs feeling safer or less safe since their displacement



Changes in perceived security are higher in the non-displaced community. Thirty-nine per cent of the non-displaced respondents reported no change in how safe they felt, but 23 per cent felt less safe, and 38 per cent safer. Members of the local community who share their home with IDPs reported much less change in their security than those who do not share their home. Forty-seven per cent of the men and 29 per cent of IDPs-Women reported feeling safer.

Figure 11\*: Percentage Hosts - Not hosting displaced respondents feeling safer or less safe since the arrival of IDPs in Liaanmo



Many non-displaced respondents mentioned an overall improvement in security and peace in the area over the past couple of years, following a change in administration, reform at the national and regional levels, and investments in local police forces. Conflict between different ethno-linguistic groups has decreased, as has criminality.

*“I feel safer because after the arrival of displaced people, the government and other organizations started coming to the community.” – Non-displaced respondent*

Most of the respondents who reported feeling less safe cited theft or criminality as their main security concern. The second highest concern was conflict, followed by violent protests or demonstrations. Results varied greatly depending on whether the respondents were men or women. All displaced men mentioned theft or criminality as a security concern, while most women listed conflict.

*“We used to know each other before. Now there are more people that you do not know than you know. Because the number of people living here is increasing, we do not feel safe. We hear rumours of robbery and of other crimes.”*  
– Non-displaced respondent

Perceived insecurity does not appear to have had a notable economic impact. Only a few respondents spend money on ensuring their safety in Liaanmo: four per cent of displaced people and seven per cent of the non-displaced. Most of these reported paying local security guards in their community. Some also said they installed lighting or locks. On average, IDPs spend less than \$1 per month and non-displaced respondents \$1.60 on security.



*“Parents need to buy school uniforms, educational materials, exercise books and other things when sending their children to school. They have to provide food for their children, breakfast, lunch, and dinner. How can they send children to school when they cannot even eat three times a day there?” – School teacher*

Displacement’s consequences on the education of children in the displaced and non-displaced communities are multifaceted. They can, under some circumstances, be perceived as positive, with higher enrolment rates and satisfaction levels for IDPs in their host area than they were in their home area. Those most vulnerable, including in some cases girls or children from families with lower incomes can still find themselves left out of the educational system, however.

*“Girls usually help out their parents and work at home. [...] Let’s say a family has four boys and four girls. They have to keep two of their daughters at home while they send the other six kids to school. The girls have to take care of the younger siblings, as boys aren’t suitable for that kind of responsibility.” – School teacher*

In Liaanmo, most people displaced by drought are from the same region and speak the same language. There is no language barrier preventing displaced children from accessing school in their host area, and government schools are free. Administrative issues such as registering in the middle of the school year from another district does not seem to be a major obstacle either.

*“Most of them have their school documents when they come here after their displacement, so their education is not interrupted. [...] They start their studies immediately. And we give an exam to those who did not bring their school documents to assess their knowledge and grade level – School teacher*

Displaced children are more often enrolled in school now than they were in their area of origin: 69 per cent of them used to go to school before and 91 per cent go to school now. All groups of school age (six to 14 years old) displaced children benefited from this change. The difference is particularly striking for Hosts - Girlss, however. Only 56 per cent of them used to go to school in their previous home, but 88 per cent go to school in Liaanmo, compared with 76 per cent and 93 per cent respectively for displaced boys.

Figure 12: Percentage of displaced children enrolled in school before and after displacement

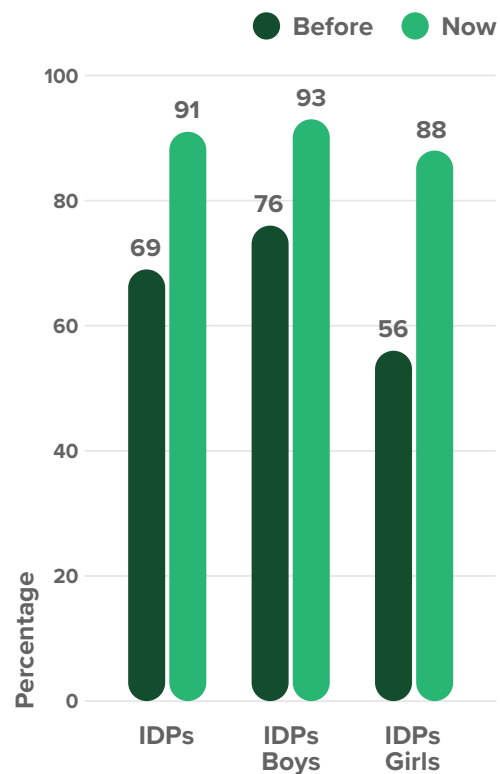
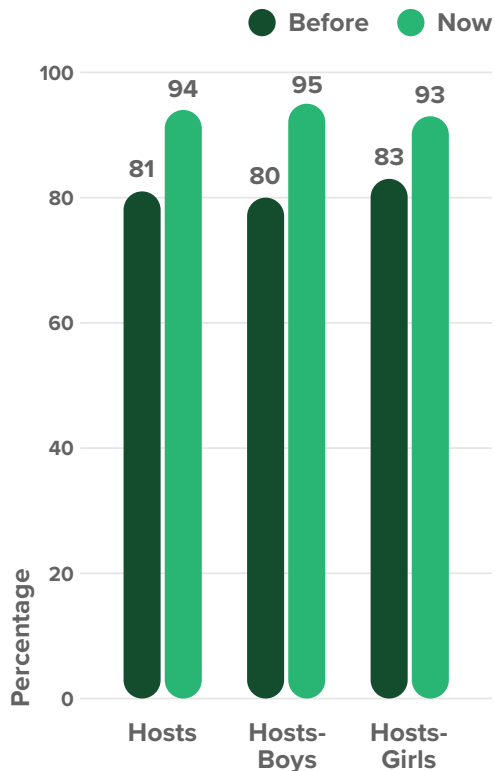


Figure 13: Percentage of non-displaced children enrolled in school before and after displacement



There has also been increased enrolment among children in the non-displaced community. Eighty-one per cent of the non-displaced respondents' school-age children went to school before the arrival of IDPs in the area, and 94 per cent do now. Both girls and boys have increased their levels of enrolment.

The enrolment rates of children in both communities have greatly improved from that of past years and decades. Most surveyed IDPs (90 per cent) never attended school. Twenty-four per cent of the non-displaced respondents never attended school, 23 per cent had some primary school education and 17 per cent finished primary school. Another 22 per cent received at least some secondary education and 13 per cent some tertiary education.

Obstacles exist, however, to prevent some displaced children from going to school even when they are officially enrolled. Most IDPs live on the outskirts of town, further away from educational facilities than non-displaced people. Travelling to school can be an issue. It requires families to either pay for their children's transportation or have them walk long distances to class. Some displaced children are unable to eat breakfast because they lack the resources. They are then too tired to walk to school or learn.

*"Sometimes the school is far from where they [the IDPs] live. The kids are really tired by the time they get there. The non-displaced students usually take the three-wheeled transport (Bajaj/ Tuk-tuk) or a car, but the internally displaced students arrive at school covered in dirt from walking." – School teacher*

Those who manage to walk the distance to school may also feel ashamed because their clothes are soiled from dirt. The psychosocial impact of displacement can also affect children's ability to learn.

*"The quality of education and the teachers are the same for displaced and non-displaced children. However, displaced children's isolation has an impact on their education and, for some, causes learning difficulties. It may also make displaced children feel ashamed, and they don't get emotional support." – Woreda administrator*

Displaced families' more meagre financial resources are another barrier. Children are expected to wear a uniform and have school books and materials that some IDPs cannot afford. Both displaced and non-displaced children can attend government-run schools free of charge, but about half of displaced families and 94 per cent of non-displaced ones reported paying educational Hosts - Girls. There has been a slight increase after displacement in the percentage of respondents from both groups reporting such costs.

*"I believe a lack of financial resources is the main barrier [for displaced children in getting an education]. They do not have the necessary materials for school, like books, uniforms and exercise books. As a result, they are forced to drop out." – Woreda administrator*

These costs are most often reported for school materials, uniforms, meals and transportation. Very few IDPs reported having to pay for tuition, but 87 per cent of the non-displaced respondents pay tuition or school fees. Displaced families pay on average nearly \$2.8 per child, per month – \$3.6 for boys and \$1.8 for girls – compared with \$2.4 before their displacement.



Figure 14: Monthly cost of education per child for surveyed displaced families, before and after displacement, in USD

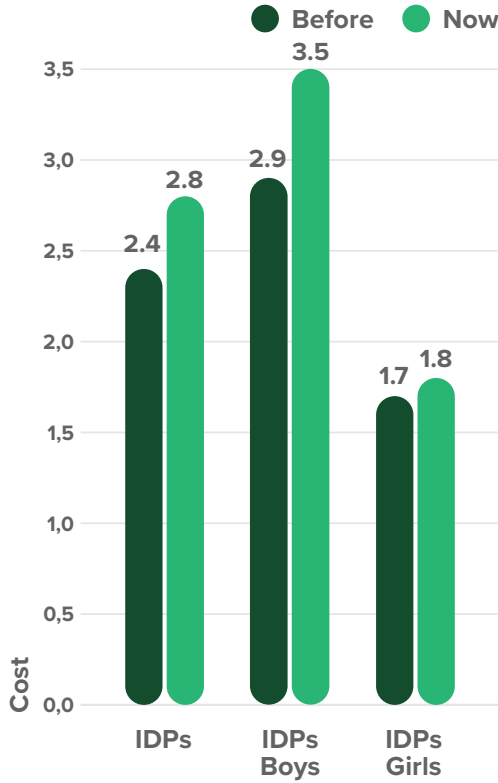
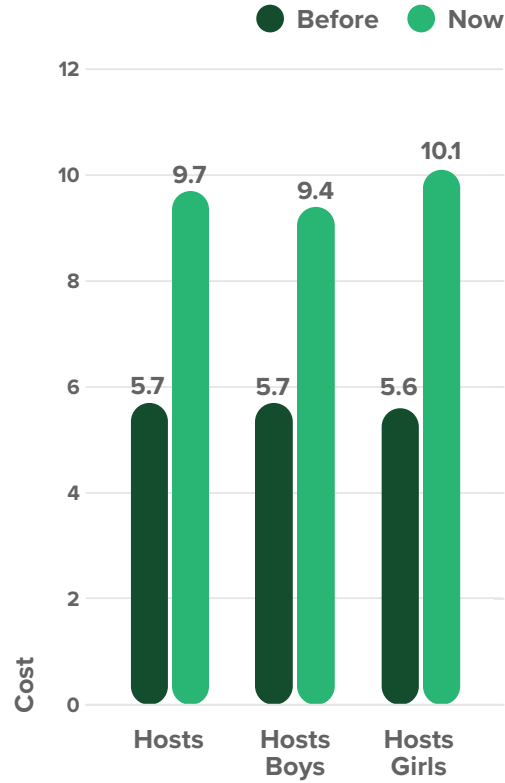


Figure 15: Monthly cost of education per child for surveyed non-displaced families, before and after displacement, in USD



Non-displaced families pay much more than displaced families and nearly twice as much now as they did before the IDPs arrived in the area. They paid an average of \$5.7 per month before and pay \$9.7 now. Unlike the case with IDPs, non-displaced families pay slightly more for their girls than for their boys.

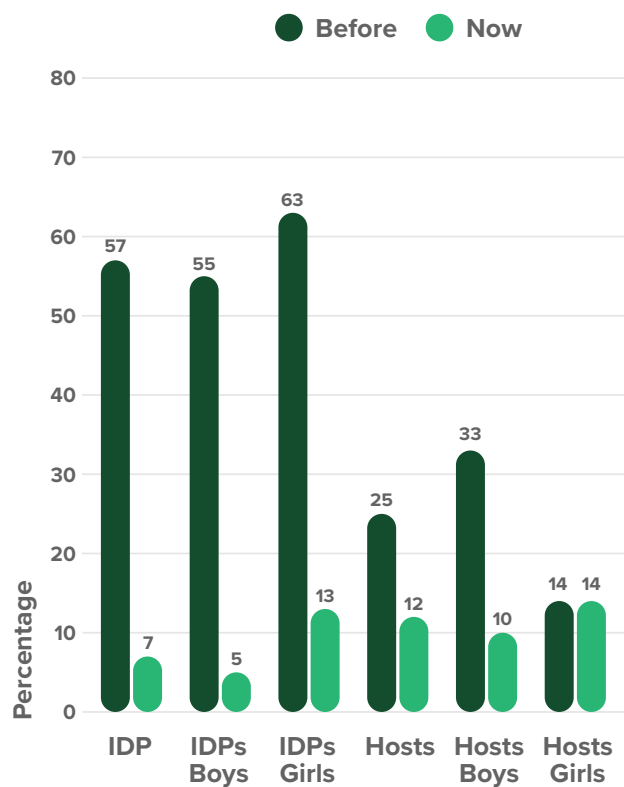
*“We do not receive any payment from [the displaced] students, they study for free. The non-displaced children pay 5 birr for registration and a tuition fee.” – School teacher*

Displaced children could register for school as soon as they arrived, but many did not do so. Nearly 42 per cent experienced a break in their education as a result of their displacement. For 46 per cent of these, the break was between one and three months. Fifteen per cent stayed out of school for nine to 12 months, another 15 per cent for one to two years, and 23 per cent for more than two years.

*“When they [the IDPs] left their hometown and moved here, it took them some time to adapt to the new environment and the people. They were struggling to meet their daily basic needs, so education was not the first thing on their mind.” – Woreda administrator*

Nearly ten per cent of the children in the non-displaced community also experienced a break in their education after the arrival of IDPs in Liaanmo, although the reason behind this is unclear. Twenty per cent of these stayed out of school for four to six months and 80 per cent for one to two years.

Figure 16: Percentage of displaced and non-displaced respondents being more or less satisfied with their children's education since displacement



In spite of these barriers, most displaced families (57 per cent) are more satisfied with their children's education now than they were before their displacement. This is especially true for the parents of girls, 63 per cent of whom are more satisfied now compared with 55 per cent for the parents of boys. In the non-displaced community, most parents report no change in their satisfaction with the education of their children. Only 12 per cent are less satisfied since the arrival of IDPs in the area and 25 per cent are more satisfied.

Teachers speak of the difficulty of accommodating higher numbers of pupils since the arrival of IDPs but stress that they do not turn new students down. If there are not enough chairs, they let students sit on the floor. Overcrowding, however, affects the quality of the education all children receive, displaced or non-displaced.

Non-displaced respondents speak of a rise in the cost of education since the arrival of IDPs in the area but also say there are more schools and better trained teachers. This results in an overall improvement in the quality of education.



*“The rural area where we lived was a healthy environment [...]. Here there are many types of illnesses and diseases, some even unknown to us.” – Displaced respondent*

Displacement was linked to a deterioration of many IDPs' health. Forty-four per cent said that their physical health has worsened since they left their home, while only 17 per cent said it had gotten better. IDPs mentioned the loss of access to food from their cattle, including milk, butter and meat, as well as poor access to drinking water in the settlement. Fifty-six per cent acknowledged better access to healthcare in town compared with the rural areas they came from, but they also mentioned more widespread disease and overcrowding in local health facilities.

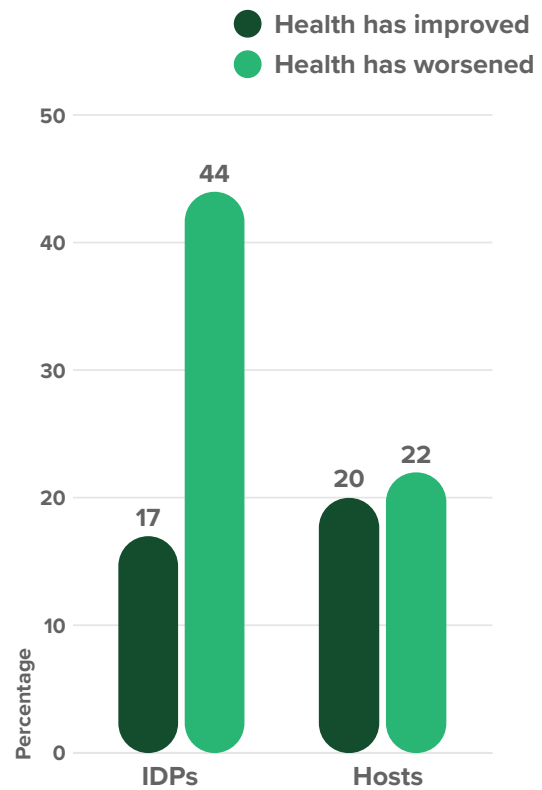
*“Previously I used to drink milk and consume butter, but not here. There is a lack of food and a shortage of drinking water and the health care centres are not accessible” – Displaced respondent*

Figure 17: Percentage of displaced and non-displaced respondents estimating that their physical health has improved or worsened since displacement

Most non-displaced respondents said their physical health had not changed since the arrival of IDPs in the area. Twenty-two per cent, however, reported that it had worsened, mostly as a result of overcrowding in health facilities. Another 20 per cent said their physical health had improved, mostly because of new developments in the health system and the arrival of more health professionals.

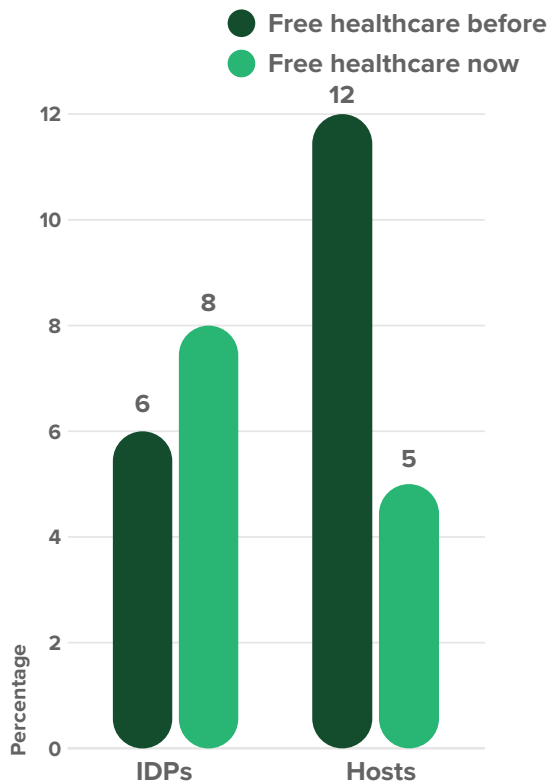
*“After the IDPs arrived, the health professionals and facilities improved. Health care facilities are being constructed, and the conditions are better than ever before.” – Non-displaced respondent*

Figure 17: Percentage of displaced and non-displaced respondents estimating that their physical health has improved or worsened since displacement



Slightly more IDPs can access healthcare for free in their host area compared with the situation in their area of origin (from six per cent to eight per cent). Several key informants mentioned the existence of a mobile health service provided by an international NGO and local health professionals at sites for IDPs. The mobile team provides free health consultations and nutritional advice to IDPs and to the local non-displaced population six days a week in the areas where IDPs have found refuge. The percentage of non-displaced respondents reporting access to free healthcare, however, has decreased from 12 per cent before IDPs arrived in the area to only five per cent now.

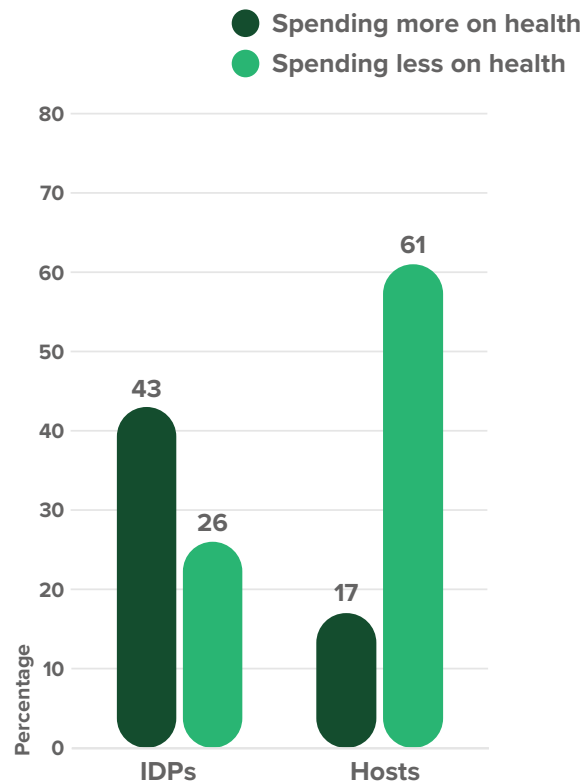
Figure 18: Percentage of displaced and non-displaced respondents who had access to free healthcare before and after displacement.



People can also access public healthcare facilities in their kebeles, or neighborhoods, or go to private clinics. As IDPs live in remote areas, however, they do not have access to such facilities, or must pay to travel to them and sometimes stay overnight in the city. As a result of these obstacles and of the deterioration in their physical health, 43 per cent of the surveyed IDPs reported an increase in the amount they spend on their health since their displacement. Non-displaced respondents, on the other hand, mostly reported a decrease in their health expenses, with 61 per cent spending less since the arrival of the IDPs and only 17 per cent spending more.

When asked to estimate the cost of a basic visit to a healthcare professional, displaced and non-displaced respondents provided very different answers. IDPs reported an average cost of \$35 to see a healthcare professional, compared with \$5 for non-displaced respondents. Further investigation pointed to the cost of transportation and overnight stays in the city as accounting for the difference. Non-displaced respondents live closer to the city centre and only have to pay the healthcare professional's fee. This seems confirmed by the slight decrease from what IDPs spent before their displacement. Then they lived even farther from the city's health facilities and spent \$42 per visit on average.

Figure 19: Percentage of displaced and non-displaced respondents reporting that they spend more or less on healthcare since displacement



*“The number of people who seek complicated healthcare services has increased. They now go to Jijiga for operations and other major procedures. We have the services here, but they are insufficient to meet the needs of the community.” – City representative*

A consultation with a doctor is reported to cost \$0.23 in a public health facility and \$2.3 in a private health facility, to which the cost of treatment and further examination may be added. IDPs are said to receive a discount if they go to public facilities.

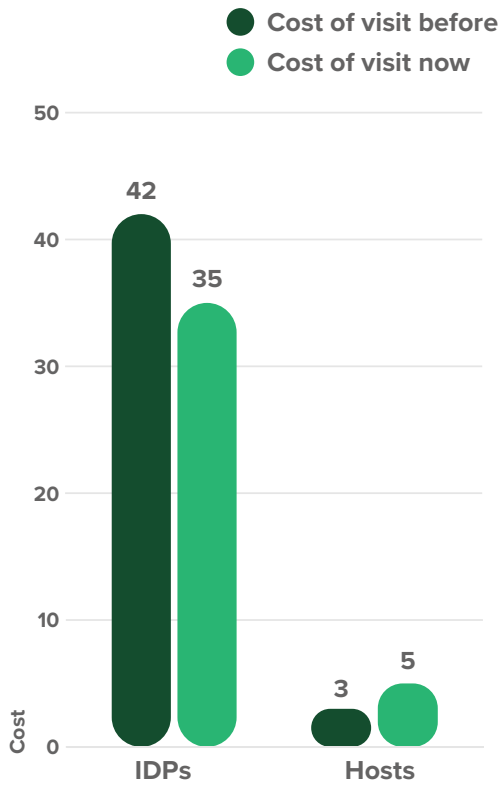
*“There are more private healthcare institutions than government ones here. Locals have options. Most of them can afford to go to private clinics and hospitals for a better service. However, given their earnings, the probability of displaced people going to private healthcare facilities is very low.” – Youth representative*

Inadequate financial resources and the distance from town are key barriers to IDPs' access to quality healthcare. Their poor nutritional status and vulnerability to communicable diseases in low-standard shelters, however, mean they are likely to need medical support. Malaria and diarrhoea are the most often reported health issues for IDPs. Non-displaced people are less at risk as they can afford mosquito nets and better food.





Figure 20: Average cost of a visit to a health professional reported by displaced and non-displaced respondents before and after displacement, in USD



More IDPs than non-displaced respondents also report a deterioration in their psychological wellbeing. Thirty-five per cent of IDPs said they feel nervous, worried, angry or sad more often now than before their displacement.

Figure 21: Percentage of displaced respondents feeling nervous, worried, angry or sad more or less often since displacement

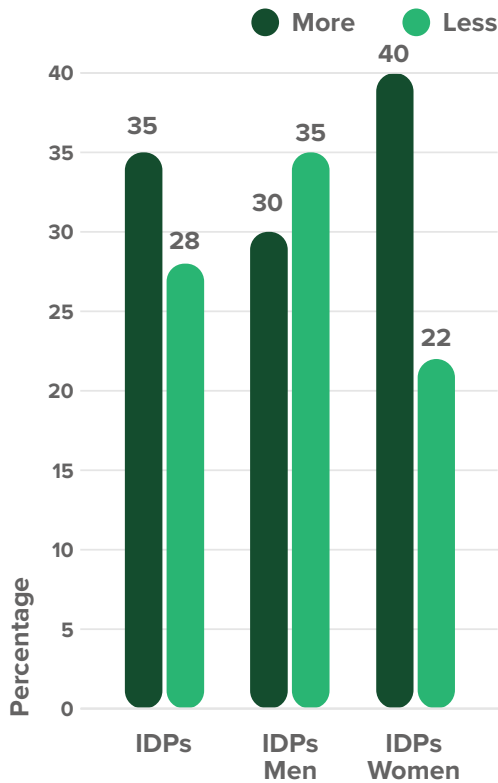
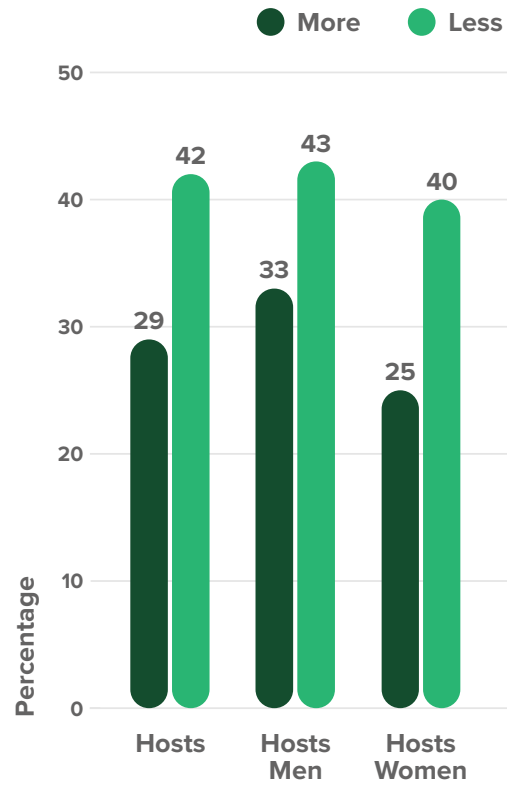


Figure 22: Percentage of non-displaced respondents feeling nervous, worried, angry or sad more or less often since the arrival of IDPs in the area



In the non-displaced sample, 29 per cent said they feel nervous, worried, angry or sad more often now that IDPs are in the area, but 42 per cent said they feel less so. More men (33 per cent) than women (25 per cent) reported a deterioration in their psychological wellbeing.

No psychological support was being provided to people affected by internal displacement.

### Box 3: Impacts of the COVID-19 pandemic

*“Schools, cinemas, government offices and other places where people used to gather were closed. We were in a state of emergency. There were military personnel everywhere and they would chase people who were hanging out in groups.”*  
– **City representative**

The pandemic affected everyone in the area, displaced and non-displaced. Key informants reported that the population were well informed about the disease at the beginning of 2020, with mobile health teams using speakers, as well as flyers, posters and billboards, to communicate prevention measures. The city administration organised awareness campaigns and trained people to disseminate good practices. They conducted door-to-door visits to check that sanitary measures were being implemented and set up handwashing spots throughout town. People were encouraged to engage in social distancing and wear masks. Limits were imposed on the number of individuals that could gather in public spaces. Applying sanitary measures proved more difficult for IDPs, however. They could not afford to buy soap or face masks, and they could not maintain a distance from others as they often live in small houses with many people. The government provided free face masks for IDPs.

Health care professionals received training and protective gear, including hand sanitizers, soaps, gloves and masks. There is only one isolation centre in the Shabelle Zone and it lies inside the Gode General Hospital. If Covid-19 infections are suspected in people, they can be sent to that centre. Samples can be sent for testing to Arerti, nearly 19 hours away from Gode by car. A testing campaign was also conducted in the Shabelle zone. Confirmed cases receive treatment in Kebridehar Hospital, 171 km away from Gode. COVID-19 cases in the Shabelle zone of the Somali region were reportedly very low.

“A lot of people lost their jobs, especially at the beginning of the pandemic. [...] Daily labourers who lost their jobs were forced to resort to crime. That makes them a threat and a safety concern for the people in this area” - Local administrator

Restriction measures had a great impact on people’s income. It also had an impact on security by causing a rise in theft. Business activity slowed and the income of business owners from the local community was reduced. Impacts on IDPs were reportedly higher. The pandemic was also linked with an increase in the price of certain goods. Three litres of oil, for example, sold for 100 Birr (\$2.3) before the pandemic and 300 Birr (\$6.9) after the pandemic began.

The pandemic also significantly affected education, as schools were closed for almost a year. Non-displaced students started classes again as soon as they reopened, but displaced students did not. In spite of the economic contraction, some of them had begun working to earn money for their families. Some, being more idle, engaged in harmful behaviours, such as stealing or taking drugs.

*“Many students started working because they weren’t going to school. Now that school has started again, it has been difficult to get those students back. [...] This has not affected non-displaced [students] as it has internally displaced ones.”* - **School teacher**



# Conclusion

This assessment highlighted several ways in which displacement has affected both displaced and non-displaced communities in the host area. Some of these impacts were positive, including the development of or better access to health and educational facilities, and the economic growth linked with a rising demand for goods and services. These improvements show that opportunities can be found in displacement for all concerned, provided investments in infrastructure, services and socio-economic development are made.

Others impacts measured through this assessment showed a deterioration in some people's lives, including in the physical health of IDPs, or in some of their non-displaced neighbour's housing conditions. Some of the negative consequences of displacement will take more time to fully unfold, for instance, the impacts on mental wellbeing or on children's education. These negative effects can be addressed through more comprehensive, inclusive and tailored responses that consider displacement as a longer-term phenomenon as well as a short-term emergency.

The results presented in this report point to several areas where further research is needed to fully understand the impacts of displacement and how they can be addressed. For instance, disparities between households speaking Somali or Amharic as a main language were found but remain unexplained. They could be linked with the area of origin, the level of education or language barriers faced by certain families in accessing work or services in Liaanmo, as has been seen in other areas of Ethiopia. The underlying cause in this specific case, however, is unclear and requires a focused analysis.

This assessment showed that, although measures were taken to address the impacts of internal displacement in the area, particular groups of people were left out. That has been the case, for instance, of displaced children from the poorest families, or of IDPs with disabilities. The added

pressure brought on by the COVID-19 pandemic pushed the most vulnerable even further behind. Redressing the situation will require more investments than ever before.

Several interventions intended to help achieve durable solutions are already planned or ongoing in the Somali region.<sup>19</sup> With the support of the Durable Solutions Working Group, the Somali Regional government has committed to assisting IDPs in pursuing durable solutions by coordinating and supporting interventions with the participation of national and international actors.<sup>20</sup> As the preferred durable solution for people displaced by drought is often to integrate into their host community, these initiatives need to consider all affected communities and their future together.<sup>21</sup> Funding for durable solutions to internal displacement in Ethiopia, however, is still extremely limited.<sup>22</sup>

This and other similar assessments providing local-level information on the specific needs of communities affected by internal displacement could help channel these limited funds to interventions where they would have the greatest impact. They could also demonstrate the potential of area-based, cross-sectoral responses to support greater investments in durable solutions.

# Endnotes

1 IDMC, [Global Report on Internal Displacement 2021](#), May 2021.

2 IDMC, [From basic needs to the recovery of livelihoods: Local integration of people displaced by drought in Ethiopia](#), March 2021.

IDMC, ["Nothing to put in your mouth": Durable solutions to drought displacement in Ethiopia](#), December 2019.

3 IDMC and FFO, [Recommendations for addressing drought displacement in Ethiopia](#), April 2021.

4 IOM DTM, [ETHIOPIA NATIONAL DISPLACEMENT REPORT 7 - Site Assessment Round 24 & Village Assessment Survey Round 7: December 2020 — January 2021](#), April 2021.

5 IOM DTM, [ETHIOPIA NATIONAL DISPLACEMENT REPORT 7 - Site Assessment Round 24 & Village Assessment Survey Round 7: December 2020 — January 2021](#), April 2021.

6 Somali Regional Government of Ethiopia, [Somali Region Durable Solutions Strategy 2017-2020](#), October 2017.

7 IDMC, [The Ripple Effect: Multidimensional impacts of internal displacement](#), 2018.

8 IDMC, [Measuring the costs of internal displacement: Eswatini, Ethiopia, Kenya and Somalia](#), January 2020.

9 UN OCHA, [Update to the 2020 Humanitarian Response Plan Ethiopia](#), May 2020; UN Ethiopia, [Socio-economic Impact of COVID-19 in Ethiopia](#), May 2020.

10 UN Ethiopia, [Ethiopia Durable Solutions Initiative](#), December 2019.

11 UN Ethiopia, [Ethiopia Durable Solutions Initiative](#), December 2019.

12 WHO, [World Report on Disability](#), 2011; UNDP, [Disability-inclusive development](#), 2020.

13 WHO, [World Report on Disability](#), 2011.

14 UN Ethiopia, [Ethiopia Durable Solutions Initiative](#), December 2019.

15 The Washington Group Questions were used as the self-reporting tool to identify people with disabilities, who are defined as people who are “unable to”, or face “a lot of difficulties”: seeing; hearing; walking or climbing steps; remembering or concentrating; washing or dressing; and communicating. Respondents were asked whether they personally encounter difficulties in each domain and then whether any members of their household encounter difficulties. Nine IDPs with disabilities answered a series of follow up questions on specific challenges they face.

16 IOM DTM, [Ethiopia National Displacement Report 7, Site Assessment Round 24 & Village Assessment Survey Round 7: December 2020 — January 2021](#), 6 April 2021.

17 IDMC, [Drought, displacement and disabilities: The challenges facing IDPs with disabilities in Ethiopia and ways forward for more inclusive action](#), June 2021.

18 Humanity & Inclusion, [East Ethiopia: The forgotten crisis](#), March 2018; Humanity & Inclusion, [Three wheels to independence](#), May 2021.



19 See e.g., UN OCHA, 2020 Humanitarian Response Plan Ethiopia, January 2020.

20 Somali Regional Government of Ethiopia, Somali Region Durable Solutions Strategy 2017-2020, October 2017.

21 IDMC, From basic needs to the recovery of livelihoods: Local integration of people displaced by drought in Ethiopia, March 2021.

22 ReDSS, Financing for solutions to displacement: Ethiopia country study, March 2021.

---

## Acknowledgements

IDMC's research programme on the economic impacts of internal displacement was made possible thanks to the generous contributions of the Swiss Federal Department of Foreign Affairs and the United States Agency for International Development. The surveys were conducted in Ethiopia by Ipsos S.A.

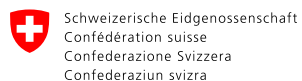
This study benefited from the support, advice and substantive inputs of H el ene Atrafi (UN Resident Coordinator's Office in Ethiopia), Oana Baloi (UN Habitat Ethiopia), Jason Bell, Aude Agnes Galli and Anna Salvarli (Regional Durable Solutions Secretariat), Meron Getachew Debebe (Swiss Cooperation Office in Addis Ababa), Gelila Dereje and Fatima Eldiasty (UNHCR), Titus Kuuyuour (UNDP Ethiopia), Ahmed Mohamoud (IOM Jigjiga sub office), Kayla Natalia Pries (DRC) and the Norwegian Refugee Council's teams in Addis Ababa and in Jigjiga.

Author: Christelle Cazabat and Louisa Yasukawa

Editor: Steven Ambrus

Design and layout: Vivcie Bendo

Cover photo: 8.5 million people are in dire need in Ethiopia due to worsening drought and a deteriorating food security situation, up from 5.6 million in January, according to the United Nations. Despite this, the international aid appeal for the country is only one quarter funded, nine months into the year. NRC/Sidney Kung'u





*Meki Batu, Ethiopia - Young pepper plants growing in a dry cracked field at the Fruit and Vegetable Growers Cooperative in Meki Batu.*



---

**Every day, people flee conflict and disasters and become displaced inside their own countries. IDMC provides data and analysis and supports partners to identify and implement solutions to internal displacement.**

**Join us as we work to make real and lasting change for internally displaced people in the decade ahead.**



**The Internal Displacement Monitoring Centre**

3 rue de Varembé, 1202 Geneva, Switzerland

+41 22 552 3600 | [info@idmc.ch](mailto:info@idmc.ch)



[internal-displacement.org](http://internal-displacement.org)



[twitter.com/IDMC\\_Geneva](https://twitter.com/IDMC_Geneva)



[facebook.com/IDMC.Geneva](https://facebook.com/IDMC.Geneva)



[youtube.com/c/InternalDisplacementMonitoringCentreIDMC](https://youtube.com/c/InternalDisplacementMonitoringCentreIDMC)



[linkedin.com/company/idmc-geneva](https://linkedin.com/company/idmc-geneva)